


**SOCIETY FOR COMPUTER TECHNOLOGY & RESEARCH'S
PUNE INSTITUTE OF COMPUTER TECHNOLOGY**

AUDITED BALANCE SHEET AS AT 31 ST MARCH 2022

LIABILITIES	SCH.	Rupees 2021-22	ASSETS	SCH.	Rupees 2021-22
OTHER FUND Earmarked fund		1,00,00,000.00	FIXED ASSETS Gross Block	2	25,67,02,678.49
CURRENT LIABILITIES AND PROVISIONS	1		Less : Depreciation		19,29,41,112.76
Payable to Creditors		93,58,467.37	Capital WIP		-
Deposits & Funds		1,48,875.00			6,37,61,565.73
Grants Received		22,36,961.00	CURRENT ASSETS, LOANS AND ADVANCES	3	
Duties & Taxes		1,06,590.00	Income receivable		13,74,58,013.38
Provisions		7,31,82,053.00	Cash and Bank Balances		18,06,24,987.47
INCOME & EXPENDITURE ACCOUNT			Other Current Assets		33,37,014.25
Balance as per Last Balance Sheet		28,63,90,155.66	Loans and Advances		5,86,302.00
Add (Less) : Surplus (Deficit) as per Income and Expenditure Account		1,97,77,713.87	INTER-BRANCH BALANCES SCTR		1,54,32,933.07
Closing Balance		30,61,67,869.53			
Total		40,12,00,815.90	Total		40,12,00,815.90

The above Balance Sheet to the best of our knowledge and belief contains a true account of the funds & liabilities and of the property and assets of the trust.
For Pune Institute of Computer Technology


R. S. Kothavale
Trustee





S. M. Sirsikar
Trustee

Date: 22nd September 2022
Place: Pune

Date: 22nd September 2022
Place: Pune

As per our report on even date
For HMA & Associates
Chartered Accountants
FRN - 100537W




CA Anand D. Joshi
Partner
M. No. 113805

Date: 22nd September 2022
Place: Pune

SOCIETY FOR COMPUTER TECHNOLOGY & RESEARCH'S
PUNE INSTITUTE OF COMPUTER TECHNOLOGY
INCOME AND EXPENDITURE ACCOUNT FOR THE YEAR ENDED 31 ST MARCH 2022

EXPENDITURE	SCH	Rupees 2021-22	INCOME	SCH	Rupees 2021-22
Salaries & Benefits to employees	4	23,84,61,371.00	Engineering College Fees		
Honorarium / Fees to Visiting Faculties	5	1,91,500.00	- Tuition Fees		28,74,58,284.00
Audit Fees		1,77,000.00	- Development Fees		3,66,44,378.00
Administrative & General Expenses	6	2,42,12,337.50	- Other Fees		40,45,235.00
Travelling & Conveyance	7	2,77,043.00	Micellaneous Income		
Expenses Related to Property	8	25,93,742.00	Other Income		59,30,523.24
Depreciation	2	86,26,454.00	Interest		
Financial Charges		22,62,341.87	- On Bank Fixed Deposits		1,19,78,975.00
Development Fee		1,50,00,000.00	- On Saving Accounts		5,22,108.00
Infrastructure Charges to SCTR		2,50,00,000.00			
Sub Total		31,68,01,789.37			34,65,79,503.24
Gross Surplus /(Deficit) for the year		2,97,77,713.87			
Less: Transfer to earmarked fund		1,00,00,000.00			
Surplus/(Deficit) Carried over to Balance Sheet		1,97,77,713.87			
Total		34,65,79,503.24	Total	TOTA	34,65,79,503.24

For Pune Institute of Computer Technology


R. S. Kothavale
 Trustee




S. M. Sirsikar
 Trustee



As per our report attached
 For HMA & Associates
 Chartered Accountants
 FRN - 100537W


CA. Anand D. Joshi
 Partner
 M. No. 113805

Date: 22nd September 2022
 Place: Pune


Date: 22nd September 2022
 Place: Pune

Date: 22nd September 2022
 Place: Pune

3

PUNE INSTITUTE OF COMPUTER TECHNOLOGY
SCHEDULES FOR THE YEAR ENDED 31ST MARCH 2022

<u>SCHEDULE - 1</u>		31st Mar. 2022
<u>CURRENT LIABILITIES & PROVISIONS</u>		Amount Rs.
A) CURRENT LIABILITIES		
1 Payable to Creditors		
Other Creditors		80,46,912.25
Payable for College Events		13,11,555.12
		93,58,467.37
2 Deposits & Funds		
Prize Funds		
Chordia Prize Fund		7,000.00
I.E.T. Prize Fund (Jal Khara Prize)		1,00,000.00
		41,875.00
		1,48,875.00
3 Grants Received		22,36,961.00
4 Duties & Taxes		
Tax Deducted at Source		58,190.00
Provident Fund Contribution		
Profession Tax		48,400.00
		1,06,590.00
	Sub-Total (A)	1,18,50,893.37
B) PROVISIONS		
Provision for Expenses		44,882.00
Provison for Exam Expenses		15,10,721.00
Provision for Gratuity		7,16,10,515.00
Provision for Salaries		15,935.00
	Sub-Total (B)	7,31,82,053.00
		8,50,32,946.37




[Handwritten signatures]




PUNE INSTITUTE OF COMPUTER TECHNOLOGY
SCHEDULES FOR THE YEAR ENDED 31ST MARCH 2022

SCHEDULE - 2 FIXED ASSETS

Particulars	Gross Block at cost				Rate of Depreciation	Depreciation				NET BLOCK	
	As on	Additions	Deductions	Total as on		Upto	For the year	Transfer from deduction	Total Upto	As on	As on
	01-04-2021			31-03-2022		01-04-2021			31-03-2022	31-03-2021	31-03-2022
Building											
Building - FE Bldg. (F & F1 Block)	3,24,47,617.00	-	-	3,24,47,617.00	10%	1,15,01,812.80	20,94,580.00	-	1,35,96,392.80	2,09,45,804.20	1,88,51,224.20
Buldg. - E & TC 3rd & 4th Floor	2,03,54,429.50	-	-	2,03,54,429.50	10%	1,48,80,304.40	5,47,413.00	-	1,54,27,717.40	54,74,125.10	49,26,712.10
Buldg.- Library - 1st & 2nd Floor	67,11,644.00	-	-	67,11,644.00	10%	49,19,060.60	1,79,258.00	-	50,98,318.60	17,92,583.40	16,13,325.40
Buldg.- Library - 3rd & 4th Floor	60,47,465.50	-	-	60,47,465.50	10%	41,39,333.40	1,90,813.00	-	43,30,146.40	19,08,132.10	17,17,319.10
Electrical Installation	87,25,033.00	-	-	87,25,033.00	10%	51,28,933.00	3,59,610.00	-	54,88,543.00	35,96,100.00	32,36,490.00
Elevator (Lift) - Comp Wing	10,35,166.00	-	-	10,35,166.00	10%	5,82,945.70	45,222.00	-	6,28,167.70	4,52,220.30	4,06,998.30
Elevator (Lift) - E & TC Wing	16,02,561.00	-	-	16,02,561.00	10%	9,26,763.80	67,580.00	-	9,94,343.80	6,75,797.20	6,08,217.20
Elevator (Lift) FE Buldg.	12,03,401.00	-	-	12,03,401.00	10%	4,92,804.90	71,060.00	-	5,63,864.90	7,10,596.10	6,39,536.10
Liabrary Set Up - Civil Work	28,80,574.90	-	-	28,80,574.90	10%	27,56,451.80	12,412.00	-	27,68,863.80	1,24,123.10	1,11,711.10
Rain Water Harvesting System	93,431.00	-	-	93,431.00	10%	72,160.90	2,127.00	-	74,287.90	21,270.10	19,143.10
Solarsystem (QIP)	2,71,104.00	-	-	2,71,104.00	10%	2,71,104.00	-	-	2,71,104.00	-	-
Vermiculture Unit	37,312.00	-	-	37,312.00	10%	17,932.50	1,938.00	-	19,870.50	19,379.50	17,441.50
Water Tank	4,18,393.00	-	-	4,18,393.00	10%	1,73,290.20	24,510.00	-	1,97,800.20	2,45,102.80	2,20,592.80
Vehicles											
Car - Maruti CIAZ	18,93,114.00	-	-	18,93,114.00	15%	10,63,630.25	1,24,423.00	-	11,88,053.25	8,29,483.75	7,05,060.75
Books											
Books	95,20,136.88	83,230.00	-	96,03,366.88	40%	91,73,984.33	1,53,979.00	-	93,27,963.33	3,46,152.55	2,75,403.55
Books - ME	5,20,875.00	-	-	5,20,875.00	40%	4,84,193.60	14,673.00	-	4,98,866.60	36,681.40	22,008.40
PICT - Book Bank Scheme	5,618.00	-	-	5,618.00	40%	2,809.33	1,123.00	-	3,932.33	2,808.67	1,685.67
Computer & Software											
Compu Lab - NVIDIA CARD	5,000.00	-	-	5,000.00	100%	5,000.00	-	-	5,000.00	-	-
Computers- Common	4,71,377.00	-	-	4,71,377.00	40%	3,42,967.80	51,364.00	-	3,94,331.80	1,28,409.20	77,045.20
Software - E&TC Dept.	29,24,545.00	-	-	29,24,545.00	40%	25,78,646.60	1,38,359.00	-	27,17,005.60	3,45,898.40	2,07,539.40
Software Lab	66,80,790.43	-	-	66,80,790.43	40%	59,50,215.83	2,92,230.00	-	62,42,445.83	7,30,574.60	4,38,344.60
Software- ME (E&TC)	3,40,000.00	-	-	3,40,000.00	40%	3,24,333.00	6,267.00	-	3,30,600.00	15,667.00	9,400.00
Software - R & D	1,12,100.00	-	-	1,12,100.00	40%	96,765.20	6,134.00	-	1,02,899.20	15,334.80	9,200.80
Receivable From SPPU- Computer (QIP)	1,40,000.00	-	78,399.67	61,600.33	40%	61,600.33	-	-	61,600.33	78,399.67	-
Equipments											
Equipment - Applied Science Dept.											
Electrical Dept.	11,73,210.00	-	-	11,73,210.00	15%	11,71,824.55	208.00	-	11,72,032.55	1,385.45	1,177.45
Applied Machines Lab-	81,461.80	-	-	81,461.80	15%	81,427.85	5.00	-	81,432.85	33.95	28.95
Applied Science Dept.	34,28,775.25	-	-	34,28,775.25	15%	30,16,030.75	61,912.00	-	30,77,942.75	4,12,744.50	3,50,832.50
Chemistry Lab	1,83,341.00	-	-	1,83,341.00	15%	1,83,077.60	40.00	-	1,83,117.60	263.40	223.40
Civil Engineering Lab	2,57,301.69	-	-	2,57,301.69	15%	2,53,130.64	626.00	-	2,53,756.64	4,171.05	3,545.05
Mechanical Lab	81,838.00	-	-	81,838.00	15%	80,182.65	248.00	-	80,430.65	1,655.35	1,407.35
Physics Lab	2,37,814.35	-	-	2,37,814.35	15%	2,36,933.35	132.00	-	2,37,065.35	881.00	749.00
Work Shop	4,53,705.00	-	-	4,53,705.00	15%	3,55,842.20	14,679.00	-	3,70,521.20	97,862.80	83,183.80



Abund
M...



PUNE INSTITUTE OF COMPUTER TECHNOLOGY
SCHEDULES FOR THE YEAR ENDED 31ST MARCH 2022

Particulars	Gross Block at cost				Rate of Depreciation	Depreciation			NET BLOCK	
	As on	Additions	Deductions	Total as on		Upto	Transfer from deduction	Total Upto	As on	As on
	01-04-2021					01-04-2021			For the year	31-03-2022
Equipment - Computer Dept.										
Computer Lab	1,91,57,665.60	-	-	1,91,57,665.60	15%	-	-	-	-	-
Me (Comp) Dept.	14,88,388.00	-	-	14,88,388.00	15%	1,69,83,124.99	3,26,181.00	1,73,09,305.99	21,74,540.61	18,48,359.61
Mobile (Comp. Lab)	10,000.00	-	-	10,000.00	15%	14,63,094.35	3,794.00	14,66,888.35	25,293.65	21,499.65
						7,572.85	364.00	7,936.85	2,427.15	2,063.15
Equipment - E&TC Dept.										
Cad-Cam Lab Equipment	76,667.60	-	-	76,667.60	15%	-	-	-	-	-
Communication Lab	4,15,738.00	-	-	4,15,738.00	15%	76,660.10	1.00	76,661.10	7.50	6.50
Electronics Lab	19,01,063.65	-	-	19,01,063.65	15%	4,15,273.45	70.00	4,15,343.45	464.55	394.55
E & T. C - Equipments	2,92,83,661.70	-	-	2,92,83,661.70	15%	19,01,044.55	3.00	19,01,047.55	19.10	16.10
Instrumentation	8,74,121.05	-	-	8,74,121.05	15%	2,64,60,422.76	4,23,486.00	2,68,83,908.76	28,23,238.94	23,99,752.94
Me - (E & Tc) Dept.	7,25,194.00	-	-	7,25,194.00	15%	8,74,059.80	9.00	8,74,068.80	61.25	52.25
Microprocessor Lab	1,34,729.00	-	-	1,34,729.00	15%	6,85,116.65	6,012.00	6,91,128.65	40,077.35	34,065.35
						1,34,715.00	2.00	1,34,717.00	14.00	12.00
Equipment - I.T. Dept.										
I. T. Department	1,78,39,631.00	-	-	1,78,39,631.00	15%	-	-	-	-	-
Me - It Dept.	15,99,153.00	-	-	15,99,153.00	15%	1,02,57,968.10	11,37,249.00	1,13,95,217.10	75,81,662.90	64,44,413.90
						15,90,287.34	1,330.00	15,91,617.34	8,865.66	7,535.66
Equipment - Accounts, Admin & Other										
Accounts Equipment	81,720.00	79,060.00	-	1,60,780.00	15%	-	-	-	-	-
A.C. Plant & Machines	1,56,004.00	-	-	1,56,004.00	15%	60,610.55	5,143.00	65,753.55	21,109.45	95,026.45
Audio Video Conferencing System	2,78,598.00	-	-	2,78,598.00	15%	1,45,670.45	1,550.00	1,47,220.45	10,333.55	8,783.55
Card Swip Machine	8,000.00	-	-	8,000.00	15%	77,310.70	30,193.00	1,07,503.70	2,01,287.30	1,71,094.30
Electric Fans	36,750.56	-	-	36,750.56	15%	5,457.00	381.00	5,838.00	2,543.00	2,162.00
EPABX System	3,45,800.00	-	-	3,45,800.00	15%	36,050.76	105.00	36,155.76	699.80	594.80
Mobile (A/c Dept) - 7262936309	5,379.00	-	-	5,379.00	15%	3,45,610.45	28.00	3,45,638.45	189.55	161.55
Mobile (Purchase Dept)-9763759843	-	29,000.00	-	29,000.00	15%	3,202.80	326.00	3,528.80	2,176.20	1,850.20
Office Equipment	12,08,768.00	2,01,780.00	-	14,10,548.00	15%	-	-	-	-	29,000.00
Other Equipments (Common)	20,62,966.00	1,06,700.00	-	21,69,666.00	15%	10,17,007.75	33,809.00	10,50,816.75	1,91,760.25	3,59,731.25
Sanitary Vending Machine	96,433.00	-	-	96,433.00	15%	12,71,177.05	1,18,768.00	13,89,945.05	7,91,788.95	7,79,720.95
Telephone Equipment (I Pad)	14,016.00	-	-	14,016.00	15%	60,005.00	5,464.00	65,469.00	36,428.00	30,964.00
Telephone Equip. Mobile-9923446356 (Principal)	39,340.00	-	-	39,340.00	15%	13,433.05	87.00	13,520.05	582.95	495.95
Vending Machine (Tea & Coffee)	39,416.00	-	-	39,416.00	15%	32,747.60	989.00	33,736.60	6,592.40	5,603.40
Video Conferencing System	22,48,703.00	-	-	22,48,703.00	15%	31,095.40	1,248.00	32,343.40	8,320.60	7,072.60
Water - Heater	5,390.00	-	-	5,390.00	15%	17,92,336.35	68,455.00	18,60,791.35	4,56,366.65	3,87,911.65
Xerox Machine	4,08,900.00	-	-	4,08,900.00	15%	5,313.75	11.00	5,324.75	76.25	65.25
						1,92,807.50	32,414.00	2,25,221.50	2,16,092.50	1,83,678.50



Handwritten signatures and initials in blue ink.



PUNE INSTITUTE OF COMPUTER TECHNOLOGY
SCHEDULES FOR THE YEAR ENDED 31ST MARCH 2022

Particulars	Gross Block at cost				Rate of Depreciation	Depreciation				NET BLOCK	
	As on	Additions	Deductions	Total as on		Upto	For the year	Transfer from deduction	Total Upto	As on	As on
	01-04-2021									31-03-2022	31-03-2021
Equipment - Common	-	-	-	-	-	-	-	-	-	-	-
Anti Covid 19 System	38,378.00	-	-	38,378.00	15%	480.00	5,685.00	-	6,165.00	37,898.00	32,213.00
Attendance System- Face Recognition	70,000.00	-	-	70,000.00	15%	8,728.50	9,191.00	-	17,919.50	61,271.50	52,080.50
Camera Set-Up (Studio)	59,050.00	-	-	59,050.00	15%	44,203.35	2,227.00	-	46,430.35	14,846.65	12,619.65
CC TV Systems	13,79,852.00	-	-	13,79,852.00	15%	8,94,539.79	72,797.00	-	9,67,336.79	4,85,312.21	4,12,515.21
Equipments -Training & Placement	64,889.80	-	-	64,889.80	15%	64,874.95	2.00	-	64,876.95	14.85	12.85
Fire Fighting System	2,46,044.00	-	-	2,46,044.00	15%	1,93,856.65	7,828.00	-	2,01,684.65	52,187.35	44,359.35
Fire Hydrant System	5,07,130.00	-	-	5,07,130.00	15%	4,96,873.40	1,538.00	-	4,98,411.40	10,256.60	8,718.60
Generator Set	19,70,778.60	-	-	19,70,778.60	15%	19,49,655.15	3,169.00	-	19,52,824.15	21,123.45	17,954.45
Over Head Projector	9,52,010.00	-	-	9,52,010.00	15%	5,56,130.50	59,382.00	-	6,15,512.50	3,95,879.50	3,36,497.50
P. A. System	60,250.00	-	-	60,250.00	15%	59,543.70	106.00	-	59,649.70	706.30	600.30
T. V. Set	2,79,808.00	-	-	2,79,808.00	15%	2,60,158.55	2,947.00	-	2,63,105.55	19,649.45	16,702.45
U. P. S.	39,26,003.00	-	-	39,26,003.00	15%	32,76,730.65	97,391.00	-	33,74,121.65	6,49,272.35	5,51,881.35
Washing Machine	26,490.00	-	-	26,490.00	15%	26,114.85	56.00	-	26,170.85	375.15	319.15
Water Cooler	2,49,663.00	-	-	2,49,663.00	15%	2,12,449.90	5,582.00	-	2,18,031.90	37,213.10	31,631.10
Water Purifier	36,800.00	-	-	36,800.00	15%	29,982.40	1,023.00	-	31,005.40	6,817.60	5,794.60
Equipment - Common Facility	-	14,30,527.00	-	14,30,527.00	15%	-	35,763.00	-	35,763.00	-	13,94,764.00
Equipment-Medical Equipment	-	1,27,776.00	-	1,27,776.00	15%	-	13,462.00	-	13,462.00	-	1,14,314.00
Equipment - Cultural Activity	-	-	-	-	-	-	-	-	-	-	-
Equipment - Cultural Activity	11,31,818.00	-	-	11,31,818.00	15%	8,96,946.10	35,231.00	-	9,32,177.10	2,34,871.90	1,99,640.90
Equipment - Library	-	-	-	-	-	-	-	-	-	-	-
Equipment - Library	2,59,387.00	-	-	2,59,387.00	15%	2,26,855.05	4,880.00	-	2,31,735.05	32,531.95	27,651.95
Equipment - Network	-	-	-	-	-	-	-	-	-	-	-
Internet Lab Equipments	69,016.00	-	-	69,016.00	15%	68,842.15	26.00	-	68,868.15	173.85	147.85
Network Systems	57,11,478.00	-	-	57,11,478.00	15%	53,73,628.25	50,677.00	-	54,24,305.25	3,37,849.75	2,87,172.75
Equipment - R & D	-	-	-	-	-	-	-	-	-	-	-
Comp. Research Centre.- Equipment	4,83,000.00	-	-	4,83,000.00	15%	4,61,782.90	3,183.00	-	4,64,965.90	21,217.10	18,034.10
E &Tc Research Centre- Equipment	2,41,500.00	-	-	2,41,500.00	15%	2,30,891.45	1,591.00	-	2,32,482.45	10,608.55	9,017.55
R & D Lab Equipments	44,92,173.54	-	-	44,92,173.54	15%	23,66,088.54	3,18,913.00	-	26,85,001.54	21,26,085.00	18,07,172.00
Equipment - Sports	-	-	-	-	-	-	-	-	-	-	-
Equipment Sports	1,46,589.00	-	-	1,46,589.00	15%	74,421.05	10,825.00	-	85,246.05	72,167.95	61,342.95
Gymnasium Equipment	6,28,380.00	-	-	6,28,380.00	15%	6,04,724.30	3,548.00	-	6,08,272.30	23,655.70	20,107.70
Recivable From SPPU - Sports QIP	1,27,086.00	-	-	1,27,086.00	15%	25,813.88	15,191.00	-	41,004.88	1,01,272.13	86,081.13
Furniture & Fixtures	-	-	-	-	-	-	-	-	-	-	-
Furniture Training Block	4,06,84,099.76	-	-	4,06,84,099.76	10%	2,86,45,672.84	12,03,843.00	-	2,98,49,515.79	1,20,38,426.92	1,08,34,583.97
TOTAL	25,47,23,005.16	20,58,073.00	78,399.67	25,67,02,678.49		18,43,14,658.81	86,26,454.00	-	19,29,41,112.76	7,04,08,346.35	6,37,61,565.73



Handwritten signatures and initials.



SCHEDULE - 3		31st Mar. 2022
CURRENT ASSETS, LOANS & ADVANCES		Amount Rs.
A] CURRENT ASSETS		
1 Income Receivable		
Receivables for Students		13,74,58,013.38
Receivables for I & C		-
		13,74,58,013.38
2 Cash & Bank Balances		
a) Cash-in-hand		14,242.00
b) With Scheduled Banks		
i) In Current Accounts (Including cheques in hand)		
Bank of India		1,96,17,233.29
Bank of Maharashtra		14,54,323.30
ICICI Bank		7,673.05
Janata Sahakari Bank		20,23,967.69
State Bank of Bikaner & Jaipur		2,642.00
State Bank of India		46,667.03
ii) In CC Account		
Janata Sahakari Bank		33,04,498.29
iii) In Fixed Deposit Accounts		
a. <u>Open Fixed Deposit</u>		
Janata Sahakari Bank		15,00,00,000.00
b. <u>Purpose / Scholarship Fixed Deposit</u>		
Bank of Maharashtra - Purpose FD		40,31,340.82
Bank of India - Purpose FD		22,400.00
Janata Sahakari Bank - Scholarship FD		1,00,000.00
		18,06,24,987.47
3 Other Current Assets		
Prepaid Expenses		18,14,490.25
Prepaid Insurance		45,885.00
Other Receivables		14,76,639.00
		33,37,014.25
	Sub-Total (A)	32,14,20,015.10
B] LOANS & ADVANCES		
Unsecured, considered good, recoverable in cash or in kind for value to be received		
1 Deposits		
Deposit -Back Wages (High Court)		4,84,025.00
Other Security Deposits		1,02,277.00
		5,86,302.00
	Sub-Total (B)	5,86,302.00
		32,20,06,317.10




[Handwritten Signature]



8

PUNE INSTITUTE OF COMPUTER TECHNOLOGY
SCHEDULES FOR THE YEAR ENDED 31ST MARCH 2022

SCHEDULE - 4		31st Mar. 2022
SALARIES & BENEFITS TO EMPLOYEES		Amount Rs.
1	Salaries to Teaching Staff	17,51,40,084.00
2	Salaries to Non Teaching Staff	3,09,14,088.00
3	Gratuity Expenses	2,41,55,523.00
4	Employer's Contribution to Provident Funds	55,10,343.00
5	Staff Welfare Expenses	27,41,333.00
		23,84,61,371.00
SCHEDULE - 5		31st Mar. 2022
HONARARIUM/ FEES TO VISITING FACULTIES		Amount Rs.
1	Honararium	88,000.00
2	Fees to Visiting Faculties	1,03,500.00
		1,91,500.00
SCHEDULE - 6		31st Mar. 2022
ADMINISTRATIVE & GENERAL EXPENSES		Amount Rs.
1)	Administrative Expenses	
a	Advertisement Expenses	4,44,371.00
b	Communication Expenses	77,954.00
c	Electricity Charges	16,75,313.00
d	Internet Charges	10,12,408.00
e	Legal & Professional Expenses	4,97,746.00
f	Library Expenses	7,65,915.92
g	Printing & Stationary	4,42,968.00
h	Processing Fees - Admission Reg. Authority/F.R.A.	10,64,987.00
i	Rent	4,42,500.00
j	Repairs & Maintenance	78,98,876.00
k	Security & Housekeeping Charges	70,35,705.00
l	Seminar & Workshop Expenses	67,125.00
m	Staff Selection Expenses	47,600.00
n	Other Administrative Expenses	15,66,251.58
2)	Student Related Expenses	
a	Alumni Expenses	94,400.00
b	Exam Expenses	13,979.00
c	Placement Activities	3,955.00
d	Practical Expenses- Industrial Visit	1,35,452.00
e	Project Exps. - Students	93,285.00
f	Sports Exps A/c	3,09,289.00
g	Student's Award	18,000.00
h	Software Lab Expenses	2,16,500.00
i	Students Cultural Activity	24,157.00
j	Affiliation Fee	2,63,600.00
		2,42,12,337.50
SCHEDULE - 7		31st Mar. 2022
TRAVELLING & CONVEYANCE		Amount Rs.
1	Travelling expenses	39,773.00
2	Local Conveyance	2,37,270.00
		2,77,043.00



PUNE INSTITUTE OF COMPUTER TECHNOLOGY
SCHEDULES FOR THE YEAR ENDED 31ST MARCH 2022

9

<u>SCHEDULE - 8</u> <u>EXPENSES RELATED TO PROPERTY</u>	31st Mar. 2022 Amount Rs.
1 Property Insurance	1,12,174.00
2 PMC Tax	24,81,568.00
	<u>25,93,742.00</u>



[Handwritten signature]
[Handwritten initials]



BALANCE SHEET

PUNE INSTITUTE OF COMPUTER TECHNOLOGY


2020 - 2021

SOCIETY FOR COMPUTER TECHNOLOGY & RESEARCH'S
PUNE INSTITUTE OF COMPUTER TECHNOLOGY
 AUDITED BALANCE SHEET AS AT 31 ST MARCH 2021

LIABILITIES	SCH.	Rupees 2020-21	ASSETS	SCH.	Rupees 2020-21
LOANS			FIXED ASSETS		
Janata Sahakari Bank - CC Loan		12,99,58,813.73	Gross Block	2	25,47,23,005.16
			Less : Depreciation		18,43,14,658.81
			Capital WIP		-
CURRENT LIABILITIES AND PROVISIONS	1				7,04,08,346.35
Payable to Creditors		1,03,03,163.65	CURRENT ASSETS, LOANS AND ADVANCES	3	
Deposits & Funds		1,48,875.00	Income receivable		12,75,43,824.32
Grants Received		45,15,519.00	Cash and Bank Balances		23,37,78,837.40
Duties & Taxes		19,93,563.00	Other Current Assets		37,31,298.58
Provisions		4,99,38,488.00	Loans and Advances		20,57,172.00
INCOME & EXPENDITURE ACCOUNT			INTER-BRANCH BALANCES		
Balance as per Last Balance Sheet		20,58,38,735.10	SCTR		4,57,29,099.40
Add (Less) : Surplus (Deficit) as per Income and Expenditure Account		8,05,51,420.56			
Closing Balance		28,63,90,155.66			
Total		48,32,48,578.04	Total		48,32,48,578.05

The above Balance Sheet to the best of our knowledge and belief contains a true account of the funds & liabilities and of the property and assets of the trust.

For Pune Institute of Computer Technology



R. S. Kothavale
Trustee






S. M. Sirsikar
Trustee



As per our report on even date
For HMA & Associates
Chartered Accountants
FRN - 100537W


CA Anand D. Joshi
Partner
M. No. 113805

Date : 18th September 2021
 Place: Pune

Date : 18th September 2021
 Place: Pune


Date : 18th September 2021
 Place: Pune

PUNE INSTITUTE OF COMPUTER TECHNOLOGY

INCOME AND EXPENDITURE ACCOUNT FOR THE YEAR ENDED 31 ST MARCH 2021

EXPENDITURE	SCH	Rupees 2020-21	INCOME	SCH	Rupees 2020-21
Salaries & Benefits to employees	4	18,58,34,120.00	Engineering College Fees		
Honorarium / Fees to Visiting Faculties	5	1,98,250.00	- Tuition Fees		28,38,68,930.00
Audit Fees		1,76,800.00	- Development Fees		3,47,08,956.00
Administrative & General Expenses	6	2,06,71,803.81	- Other Fees		67,62,452.00
Travelling & Conveyance	7	2,83,826.00	Rent Received - EDC Cell		-
Expenses Related to Property	8	28,73,294.00	Micellaneous Income		
Depreciation		97,18,320.00	Capital Subsidy Received		-
Financial Charges		4,03,549.70	Sponsorship Income		-
Donation		5,12,165.00	Other Income		18,20,365.07
Development Fee		1,50,00,000.00	Interest		
Infrastructure Charges to SCTR		2,50,00,000.00	- On Bank Fixed Deposits		1,22,43,248.00
			- On Saving Accounts		18,19,598.00
Sub Total		26,06,72,128.51			34,12,23,549.07
Gross Surplus /(Deficit) for the year		8,05,51,420.56			
Surplus/(Deficit) Carried over to Balance Sheet		8,05,51,420.56			
Total		34,12,23,549.07	Total	TOTAL	34,12,23,549.07

For Pune Institute of Computer Technology


R. S. Kothavale
TrusteeS. M. Sirsikar
Trustee

As per our report attached
For HMA & Associates
Chartered Accountants
FRN - 100537WCA. Anand D. Joshi
Partner
M. No. 113805Date : 18th September 2021
Place: PuneDate : 18th September 2021
Place: PuneDate : 18th September 2021
Place: Pune

**PUNE INSTITUTE OF COMPUTER TECHNOLOGY
SCHEDULES FOR THE YEAR ENDED 31ST MARCH 2021**

SCHEDULE - 1		31st Mar. 2021
CURRENT LIABILITIES & PROVISIONS		Amount Rs.
A) CURRENT LIABILITIES		
1 Payable to Creditors		
Other Creditors		15,58,020.50
Payables to University		74,33,488.03
Payable for College Events		13,11,655.12
		1,03,03,163.65
2 Deposits & Funds		
Prize Funds		
Chordia Prize Fund		7,000.00
I.E.T. Prize Fund (Jal Khara Prize)		1,00,000.00
		1,48,875.00
Security Deposits		
		41,875.00
		1,48,875.00
3 Grants Received		
		45,15,519.00
4 Duties & Taxes		
Tax Deducted at Source		11,19,843.00
Provident Fund Contribution		8,29,920.00
Profession Tax		43,800.00
		19,93,563.00
	Sub-Total (A)	1,69,61,120.65
B) PROVISIONS		
Provision for Expenses		9,72,775.00
Provision for Exam Expenses		15,10,721.00
Provision for Gratuity		4,74,54,992.00
	Sub-Total (B)	4,99,38,488.00
		6,68,99,608.65




Handwritten signature




PUNE INSTITUTE OF COMPUTER TECHNOLOGY
SCHEDULES FOR THE YEAR ENDED 31ST MARCH 2021

SCHEDULE - 2 FIXED ASSETS

Particulars	Gross Block at cost				Rate of Depreciation	Depreciation				NET BLOCK	
	As on 01/04/2020	Additions	Deductions	Total as on 31/03/2021		Upto 01/04/2020	For the year	Transfer from deduction	Total Upto 31/03/2021	As on 31/03/2020	As on 31/03/2021
Building											
Building - FE Bldg. (F & FI Block)	3,24,47,617.00	-		3,24,47,617.00	10%	91,74,500.80	23,27,312.00	-	1,15,01,812.80	2,32,73,116.20	2,09,45,804.20
Buldg. - E & TC 3rd & 4th Floor	2,03,54,429.50	-		2,03,54,429.50	10%	1,42,72,068.40	6,08,236.00	-	1,48,80,304.40	60,82,361.10	54,74,125.10
Buldg. - Library - 1st & 2nd Floor	67,11,644.00	-		67,11,644.00	10%	47,19,884.60	1,99,176.00	-	49,19,060.60	19,91,759.40	17,92,583.40
Buldg. - Library - 3rd & 4th Floor	60,47,465.50	-		60,47,465.50	10%	39,27,318.40	2,12,015.00	-	41,39,333.40	21,20,147.10	19,08,132.10
Electrical Installation	87,25,033.00	-		87,25,033.00	10%	47,29,366.00	3,99,567.00	-	51,28,933.00	39,95,667.00	35,96,100.00
Elevator (Lift) - Comp Wing	10,35,166.00	-		10,35,166.00	10%	5,32,698.70	50,247.00	-	5,82,945.70	5,02,467.30	4,52,220.30
Elevator (Lift) - E & TC Wing	16,02,561.00	-		16,02,561.00	10%	8,51,674.80	75,089.00	-	9,26,763.80	7,50,886.20	6,75,797.20
Elevator (Lift) FE Buldg.	12,03,401.00	-		12,03,401.00	10%	4,13,849.90	78,955.00	-	4,92,804.90	7,89,551.10	7,10,596.10
Liabrary Set Up - Civil Work	28,80,574.90	-		28,80,574.90	10%	27,42,659.80	13,792.00	-	27,56,451.80	1,37,915.10	1,24,123.10
Rain Water Harvesting System	93,431.00	-		93,431.00	10%	69,797.90	2,363.00	-	72,160.90	23,633.10	21,270.10
Solarsystem (QIP)	2,71,104.00	-		2,71,104.00	10%	2,71,104.00	-	-	2,71,104.00	-	-
Vermiculture Unit	37,312.00	-		37,312.00	10%	15,779.50	2,153.00	-	17,932.50	21,532.50	19,379.50
Water Tank	2,61,632.00	1,56,761.00		4,18,393.00	10%	1,56,717.20	16,573.00	-	1,73,290.20	1,04,914.80	2,45,102.80
Vehicles											
Car - Maruti CIAZ	18,93,114.00	-		18,93,114.00	15%	9,17,250.25	1,46,380.00	-	10,63,630.25	9,75,863.75	8,29,483.75
Books											
Books	94,37,823.00	82,313.88		95,20,136.88	40%	89,60,342.33	2,13,642.00	-	91,73,984.33	4,77,480.67	3,46,152.55
Books - ME	5,07,706.00	13,169.00		5,20,875.00	40%	4,66,918.60	17,275.00	-	4,84,193.60	40,787.40	36,681.40
PICT - Book Bank Scheme	5,618.00	-		5,618.00	40%	936.33	1,873.00	-	2,809.33	4,681.67	2,808.67
Computer & Software											
Compu Lab - NVIDIA CARD	5,000.00	-		5,000.00	100%	5,000.00	-	-	5,000.00	-	-
Computers- Common	4,71,377.00	-		4,71,377.00	40%	2,57,361.80	85,606.00	-	3,42,967.80	2,14,015.20	1,28,409.20
Software - E&TC Dept.	29,24,545.00	-		29,24,545.00	40%	23,48,047.60	2,30,599.00	-	25,78,646.60	5,76,497.40	3,45,898.40
Software Lab	59,90,490.43	6,90,300.00		66,80,790.43	40%	57,29,320.83	2,20,895.00	-	59,50,215.83	2,61,169.60	7,30,574.60
Software- ME (E&TC)	3,40,000.00	-		3,40,000.00	40%	3,13,888.00	10,445.00	-	3,24,333.00	26,112.00	15,667.00
Software - R & D	1,12,100.00	-		1,12,100.00	40%	86,541.20	10,224.00	-	96,765.20	25,558.80	15,334.80
Receivable From SPPU- Computer (QIP)	1,40,000.00	-		1,40,000.00	40%	9,333.33	52,267.00	-	61,600.33	1,30,666.67	78,399.67
Equipments											
Equipment - Applied Science Dept.											
Electrical Dept.	11,73,210.00	-		11,73,210.00	15%	11,71,580.55	244.00	-	11,71,824.55	1,629.45	1,385.45
Applied Machines Lab-	81,461.80	-		81,461.80	15%	81,421.85	6.00	-	81,427.85	39.95	33.95
Applied Science Dept.	34,28,775.25	-		34,28,775.25	15%	29,43,193.75	72,837.00	-	30,16,030.75	4,85,581.50	4,12,744.50
Chemistry Lab	1,83,341.00	-		1,83,341.00	15%	1,83,031.60	46.00	-	1,83,077.60	309.40	263.40
Civil Engineering Lab	2,57,301.69	-		2,57,301.69	15%	2,52,394.64	736.00	-	2,53,130.64	4,907.05	4,171.05
Mechanical Lab	81,838.00	-		81,838.00	15%	79,890.65	292.00	-	80,182.65	1,947.35	1,655.35
Physics Lab	2,37,814.35	-		2,37,814.35	15%	2,36,777.35	156.00	-	2,36,933.35	1,037.00	881.00
Work Shop	4,53,705.00	-		4,53,705.00	15%	3,38,572.20	17,270.00	-	3,55,842.20	1,15,132.80	97,862.80



Handwritten signature




PUNE INSTITUTE OF COMPUTER TECHNOLOGY
SCHEDULES FOR THE YEAR ENDED 31ST MARCH 2021

Particulars	Gross Block at cost				Rate of Depreciation	Depreciation			NET BLOCK		
	As on	Additions	Deductions	Total as on		Upto	For the year	Transfer from deduction	Total Upto	As on	As on
	01/04/2020			31/03/2021		01/04/2020			31/03/2021	31/03/2020	31/0/2021
Equipment - Computer Dept.											
Computer Lab	1,90,77,079.60	80,586.00		1,91,57,665.60	15%	1,65,94,640.99	3,88,484.00	-	-	-	-
Me (Comp) Dept.	14,88,388.00	-		14,88,388.00	15%	14,58,631.35	4,463.00		1,69,83,124.99	24,82,438.61	21,74,540.61
Mobile (Comp. Lab)	10,000.00	-		10,000.00	15%	7,144.85	428.00		14,63,094.35	29,756.65	25,293.65
									7,572.85	2,855.15	2,427.15
Equipment - E&TC Dept.											
Cad-Cam Lab Equipment	76,667.60	-		76,667.60	15%	76,659.10	1.00		76,660.10	8.50	7.50
Communication Lab	4,15,738.00	-		4,15,738.00	15%	4,15,191.45	82.00		4,15,273.45	546.55	464.55
Electronics Lab	19,01,063.65	-		19,01,063.65	15%	19,01,041.55	3.00		19,01,044.55	22.10	19.10
E & T. C - Equipments	2,90,72,495.70	2,11,166.00		2,92,83,661.70	15%	2,59,49,781.76	5,10,641.00		2,64,60,422.76	31,22,713.94	28,23,238.94
Instrumentation	8,74,121.05	-		8,74,121.05	15%	8,74,048.80	11.00		8,74,059.80	72.25	61.25
Me - (E & Tc) Dept.	7,25,194.00	-		7,25,194.00	15%	6,78,043.65	7,073.00		6,85,116.65	47,150.35	40,077.35
Microprocessor Lab	1,34,729.00	-		1,34,729.00	15%	1,34,712.00	3.00		1,34,715.00	17.00	14.00
Equipment - I.T. Dept.											
I. T. Department	-	-		-							
Me - It Dept.	1,77,57,916.00	81,715.00		1,78,39,631.00	15%	89,33,247.10	13,24,721.00		1,02,57,968.10	88,24,668.90	75,81,662.90
	15,99,153.00	-		15,99,153.00	15%	15,88,723.34	1,564.00		15,90,287.34	10,429.66	8,865.66
Equipment - Accounts, Admin & Other											
Accounts Equipment	81,720.00	-		81,720.00	15%	56,885.55	3,725.00		60,610.55	24,834.45	21,109.45
A.C. Plant & Machines	1,56,004.00	-		1,56,004.00	15%	1,43,846.45	1,824.00		1,45,670.45	12,157.55	10,333.55
Audio Video Conferencing System	2,78,598.00	-		2,78,598.00	15%	41,789.70	35,521.00		77,310.70	2,36,808.30	2,01,287.30
Card Swip Machine	8,000.00	-		8,000.00	15%	5,008.00	449.00		5,457.00	2,992.00	2,543.00
Electric Fans	36,750.56	-		36,750.56	15%	35,927.76	123.00		36,050.76	822.80	699.80
EPABX System	3,45,800.00	-		3,45,800.00	15%	3,45,576.45	34.00		3,45,610.45	223.55	189.55
Mobile (A/c Dept) - 7262936309	5,379.00	-		5,379.00	15%	2,818.80	384.00		3,202.80	2,560.20	2,176.20
Office Equipment	10,85,778.00	1,22,990.00		12,08,768.00	15%	9,90,402.75	26,605.00		10,17,007.75	95,375.25	1,91,760.25
Other Equipments (Common)	20,62,966.00	-		20,62,966.00	15%	11,31,449.05	1,39,728.00		12,71,177.05	9,31,516.95	7,91,788.95
Sanitary Vending Machine	96,433.00	-		96,433.00	15%	53,576.00	6,429.00		60,005.00	42,857.00	36,428.00
Telephone Equipment (I Pad)	14,016.00	-		14,016.00	15%	13,330.05	103.00		13,433.05	685.95	582.95
Telephone Equip. Mobile-9923446356 (Principal)	39,340.00	-		39,340.00	15%	31,584.60	1,163.00		32,747.60	7,755.40	6,592.40
Vending Machine (Tea & Coffee)	39,416.00	-		39,416.00	15%	29,627.40	1,468.00		31,095.40	9,788.60	8,320.60
Video Conferencing System	22,48,703.00	-		22,48,703.00	15%	17,11,801.35	80,535.00		17,92,336.35	5,36,901.65	4,56,366.65
Water - Heater	5,390.00	-		5,390.00	15%	5,300.75	13.00		5,313.75	89.25	76.25
Xerox Machine	4,08,900.00	-		4,08,900.00	15%	1,54,673.50	38,134.00		1,92,807.50	2,54,226.50	2,16,092.50
Equipment - Common											
Anti Covid 19 System	-	38,378.00		38,378.00	15%	-	480.00		480.00	-	37,898.00
Attendance System- Face Recognition	35,000.00	35,000.00		70,000.00	15%	3,062.50	5,666.00		8,728.50	31,937.50	61,271.50
Camera Set-Up (Studio)	59,050.00	-		59,050.00	15%	41,583.35	2,620.00		44,203.35	17,466.65	14,846.65
CC TV Systems	13,79,852.00	-		13,79,852.00	15%	8,08,896.79	85,643.00		8,94,539.79	5,70,955.21	4,85,312.21
Equipments -Training & Placement	64,889.80	-		64,889.80	15%	64,871.95	3.00		64,874.95	17.85	14.85
Fire Fighting System	2,46,044.00	-		2,46,044.00	15%	1,84,647.65	9,209.00		1,93,856.65	61,396.35	52,187.35
Fire Hydrant System	5,07,130.00	-		5,07,130.00	15%	4,95,063.40	1,810.00		4,96,873.40	12,066.60	10,256.60
Generator Set	19,70,778.60	-		19,70,778.60	15%	19,45,927.15	3,728.00		19,49,655.15	24,851.45	21,123.45
Over Head Projector	9,52,010.00	-		9,52,010.00	15%	4,86,269.50	69,861.00		5,56,130.50	4,65,740.50	3,95,879.50
P. A. System	60,250.00	-		60,250.00	15%	59,418.70	125.00		59,543.70	831.30	706.30
T. V. Set	2,79,808.00	-		2,79,808.00	15%	2,56,690.55	3,468.00		2,60,158.55	23,117.45	19,649.45



Handwritten signature in blue ink.



PUNE INSTITUTE OF COMPUTER TECHNOLOGY
SCHEDULES FOR THE YEAR ENDED 31ST MARCH 2021

Particulars	Gross Block at cost				Rate of Depreciation	Depreciation			NET BLOCK		
	As on	Additions	Deductions	Total as on		Upto	For the year	Transfer from deduction	Total Upto	As on	As on
	01/04/2020			31/03/2021		01/04/2020			31/03/2021	31/03/2020	31/03/2021
U. P. S.	39,26,003.00	-		39,26,003.00	15%	31,62,152.65	1,14,578.00		32,76,730.65	7,63,850.35	6,49,272.35
Washing Machine	26,490.00	-		26,490.00	15%	26,048.85	66.00		26,114.85	441.15	375.15
Water Cooler	2,49,663.00	-		2,49,663.00	15%	2,05,882.90	6,567.00		2,12,449.90	43,780.10	37,213.10
Water Purifier	36,800.00	-		36,800.00	15%	28,779.40	1,203.00		29,982.40	8,020.60	6,817.60
Equipment - Cultural Activity											
Equipment - Cultural Activity	11,31,818.00	-		11,31,818.00	15%	8,55,498.10	41,448.00		8,96,946.10	2,76,319.90	2,34,871.90
Equipment - Library											
Equipment - Library	2,59,387.00	-		2,59,387.00	15%	2,21,114.05	5,741.00		2,26,855.05	38,272.95	32,531.95
Equipment - Network											
Internet Lab Equipments	69,016.00	-		69,016.00	15%	68,811.15	31.00		68,842.15	204.85	173.85
Network Systems	55,36,534.00	1,74,944.00		57,11,478.00	15%	53,29,444.25	44,184.00		53,73,628.25	2,07,089.75	3,37,849.75
Equipment - R & D											
Comp. Research Centre.- Equipment	4,83,000.00	-		4,83,000.00	15%	4,58,038.90	3,744.00		4,61,782.90	24,961.10	21,217.10
E & Tc Research Centre- Equipment	2,41,500.00	-		2,41,500.00	15%	2,29,019.45	1,872.00		2,30,891.45	12,480.55	10,608.55
R & D Lab Equipments	41,18,703.54	3,73,470.00		44,92,173.54	15%	20,23,850.54	3,42,238.00		23,66,088.54	20,94,853.00	21,26,085.00
Equipment - Sports											
Equipment Sports	1,46,589.00	-		1,46,589.00	15%	61,685.05	12,736.00		74,421.05	84,903.95	72,167.95
Gymnasium Equipment	6,28,380.00	-		6,28,380.00	15%	6,00,549.30	4,175.00		6,04,724.30	27,830.70	23,655.70
Recivable From SPPU - Sports QIP	1,27,086.00	-		1,27,086.00	15%	7,942.88	17,871.00		25,813.88	1,19,143.13	1,01,272.13
Furniture & Fixtures											
Furniture Training Block	3,94,21,962.76	12,62,137.00		4,06,84,099.76	10%	2,73,46,402.84	12,99,270.00		2,86,45,672.84	1,20,75,559.92	1,20,38,426.92
TOTAL	25,14,00,075.28	33,22,929.88	-	25,47,23,005.16		17,45,96,338.81	97,18,320.00	-	18,43,14,658.81	7,68,03,736.47	7,04,08,346.35



Handwritten signature



**PUNE INSTITUTE OF COMPUTER TECHNOLOGY
SCHEDULES FOR THE YEAR ENDED 31ST MARCH 2021**

SCHEDULE - 3		31st Mar. 2021
CURRENT ASSETS, LOANS & ADVANCES		Amount Rs.
A] CURRENT ASSETS		
1 Income Receivable		
Receivables for Students		12,75,43,824.32
2 Cash & Bank Balances		12,75,43,824.32
a) Cash-in-hand		67,978.50
b) With Scheduled Banks		
i) In Current Accounts (Including cheques in hand)		
Bank of India		15,17,481.73
Bank of Maharashtra		31,87,881.30
Janata Sahakari Bank		7,50,61,052.02
State Bank of Bikaner & Jaipur		2,571.00
State Bank of India		47,004.03
ii) In Fixed Deposit Accounts		
a. <u>Open Fixed Deposit</u>		
Janata Sahakari Bank		15,00,00,000.00
b. <u>Purpose / Scholarship Fixed Deposit</u>		
Bank of Maharashtra - Purpose FD		37,73,836.82
Vidya Sahakari Bank - Scholarship FD		7,129.00
Janata Sahakari Bank - Scholarship FD		1,13,903.00
		23,37,78,837.40
3 Other Current Assets		
Receivables from Income Tax		9,75,295.00
Prepaid Expenses		23,47,952.58
Prepaid Insurance		52,085.00
Other Receivables		3,55,966.00
		37,31,298.58
Sub-Total (A)		36,50,53,960.30
B] LOANS & ADVANCES		
Unsecured, considered good, recoverable in cash or in kind for value to be received		
1 Advances		
i) Advance to Staff/Employee		14,70,870.00
		14,70,870.00
2 Deposits		
Deposit -Back Wages (High Court)		4,84,025.00
Other Security Deposits		1,02,277.00
		5,86,302.00
Sub-Total (B)		20,57,172.00
		36,71,11,132.30



(Handwritten Signature)



**PUNE INSTITUTE OF COMPUTER TECHNOLOGY
SCHEDULES FOR THE YEAR ENDED 31ST MARCH 2021**

SCHEDULE - 4	
SALARIES & BENEFITS TO EMPLOYEES	
1 Salaries to Teaching Staff	15,47,60,654.00
2 Salaries to Non Teaching Staff	2,96,43,245.00
3 Gratuity Expenses	-37,71,612.00
4 Employer's Contribution to Provident Funds	49,63,535.00
5 Staff Insurance	8,965.00
6 Staff Welfare Expenses	2,29,333.00
	18,58,34,120.00
SCHEDULE - 5	
HONORARIUM/ FEES TO VISITING FACULTIES	
1 Honararium	1,15,500.00
2 Fees to Visiting Faculties	82,750.00
	1,98,250.00
SCHEDULE - 6	
ADMINISTRATIVE & GENERAL EXPENSES	
1) Administrative Expenses	
Advertisement Expenses	2,93,051.00
Communication Expenses	68,134.00
Electricity Charges	13,48,920.00
Internet Charges	10,43,337.00
Legal & Professional Expenses	2,46,606.00
Library Expenses	12,54,484.32
Printing & Stationary	1,58,634.00
Processing Fees - Admission Reg. Authority/F.R.A	2,71,700.00
Rent	4,23,531.00
Repairs & Maintenance	31,31,149.00
Security & Housekeeping Charges	80,29,084.00
Seminar & Workshop Expenses	1,25,499.00
Other Administrative Expenses	23,38,413.45
2) Student Related Expenses	
Alumni Expenses	70,800.00
Exam Expenses	13,28,757.00
Placement Activities	1,041.00
Practical Expenses- Industrial Visit	-21,240.00
Project Exps. - Students	24,316.00
Sports Exps A/c	39,428.04
Student's Award	1,42,188.00
Student's University Fees (Dues)	22,383.00
Students Cultural Activity	73,515.00
Affiliation Fee	1,41,400.00
Balance Written Off	1,16,673.00
	2,06,71,803.81
SCHEDULE - 7	
TRAVELLING & CONVEYANCE	
1 Driver Wages	1,56,300.00
2 Local Conveyance	1,27,526.00
	2,83,826.00



(Handwritten Signature)



**PUNE INSTITUTE OF COMPUTER TECHNOLOGY
SCHEDULES FOR THE YEAR ENDED 31ST MARCH 2021**

<u>SCHEDULE - 8</u>	31st Mar. 2021
<u>EXPENSES RELATED TO PROPERTY</u>	Amount Rs.
1 Property Insurance	52,940.00
2 PMC Tax	28,20,354.00
	28,73,294.00



Handwritten signature in blue ink.





①


P. I. C. T.


2019 - 2020

SOCIETY FOR COMPUTER TECHNOLOGY & RESOURCES
PUNE INSTITUTE OF COMPUTER TECHNOLOGY
 AUDITED BALANCE SHEET AS AT 31 ST MARCH 2020

LIABILITIES	SCH.	Rupees 2019-20	ASSETS	SCH.	Rupees 2019-20
LOANS			FIXED ASSETS		
Janata Sahakari Bank - CC Loan		13,14,73,388.97	Gross Block	2	25,14,00,075.28
			Less : Depreciation		17,45,96,338.81
			Capital WIP		0.00
CURRENT LIABILITIES AND PROVISIONS	1				7,68,03,736.47
Payable to Creditors		1,88,27,233.14			
Deposits & Funds		1,48,875.00	CURRENT ASSETS, LOANS AND ADVANCES	3	
Grants Received		13,96,863.00	Income receivable		9,13,94,684.50
Duties & Taxes		20,61,012.00	Cash and Bank Balances		32,41,20,578.33
Provisions		5,35,54,577.00	Other Current Assets		1,34,26,157.18
INTER-BRANCH BALANCES			Loans and Advances		10,41,712.00
SCTR		9,34,86,184.26			
INCOME & EXPENDITURE ACCOUNT					
Balance as per Last Balance Sheet		16,84,26,405.27			
Add (Less) : Surplus (Deficit) as per Income and Expenditure Account		3,74,12,329.83			
Closing Balance		20,58,38,735.10			
Total		50,67,86,868.47	Total		50,67,86,868.48

The above Balance Sheet to the best of our knowledge and belief contains a true account of the funds & liabilities and of the property and assets of the trust.
 For Pune Institute for Computer Technology



S. M. Sirsikar
 Trustee



R. S. Kothavale
 Trustee

Date : 21st October 2020
 Place: Pune

Date : 21st October 2020
 Place: Pune

As per our report on even date
 For HMA & Associates
 Chartered Accountants
 FRN - 100537W


CA Anand D. Joshi
 Partner
 M. No. 113805




Date : 21st October 2020
 Place: Pune

SOCIETY FOR COMPUTER TECHNOLOGY & RESEARCH'S
PUNE INSTITUTE OF COMPUTER TECHNOLOGY

INCOME AND EXPENDITURE ACCOUNT FOR THE YEAR ENDED 31 ST MARCH 2020

EXPENDITURE	SCH	Rupees 2019-20	INCOME	SCH	Rupees 2019-20
Salaries & Benefits to employees	4	20,02,02,029.00	Engineering College Fees		
Honorarium / Fees to Visiting Faculties	5	4,52,564.00	- Tuition Fees		26,79,24,139.00
Audit Fees		0.00	- Development Fees		3,01,87,206.00
Administrative & General Expenses	6	2,90,88,235.45	- Other Fees		59,89,046.00
Travelling & Conveyance	7	4,87,638.00	Rent Received - EDC Cell		1,11,431.00
Expenses Related to Property	8	35,54,253.00	Micellaneous Income		
Depreciation		96,03,412.53	Capital Subsidy Received		97,504.00
Financial Charges		1,05,658.72	Sponsorship Income		3,01,650.00
Development Fee		1,50,93,603.00	Other Income		48,67,989.11
Infrastructure Charges to SCTR		2,50,00,000.00	Interest		
			- On Bank Fixed Deposits		88,19,703.42
			- On Saving Accounts		27,01,055.00
Sub Total		28,35,87,393.70			32,09,99,723.53
Gross Surplus /(Deficit) for the year		3,74,12,329.83			
Surplus/(Deficit) Carried over to Balance Sheet		3,74,12,329.83			
Total		32,09,99,723.53	Total	TOTAL	32,09,99,723.53

For Pune Institute for Computer Technology




R. S. Kothavale
Trustee



S. M. Sirsikar
Trustee

As per our report attached
For HMA & Associates
Chartered Accountants
FRN - 100537W



CA. Anand D. Joshi
Partner
M. No. 113805


Date : 21st October 2020
Place: Pune

Date : 21st October 2020
Place: Pune

Date : 21st October 2020
Place: Pune

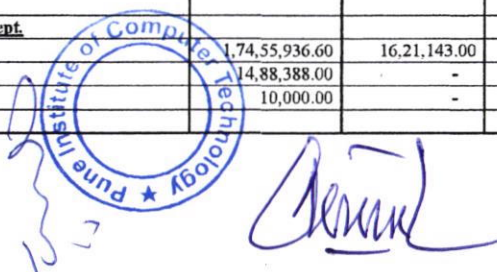
**PUNE INSTITUTE OF COMPUTER TECHNOLOGY
SCHEDULES FOR THE YEAR ENDED 31ST MARCH 2020**


<u>SCHEDULE - 1</u>		31st Mar. 2020
<u>CURRENT LIABILITIES & PROVISIONS</u>		Amount ₹
A) CURRENT LIABILITIES		
1 Payable to Creditors		
i) Other Creditors		77,61,967.79
ii) Payables to University		1,00,41,988.53
iii) Payable for College Events		10,23,276.82
		1,88,27,233.14
2 Deposits & Funds		
i) Prize Funds		
Chordia Prize Fund		7,000.00
I.E.T. Prize Fund (Jal Khara Prize)		1,00,000.00
ii) Security Deposits		41,875.00
		1,48,875.00
3 Grants Received		13,96,863.00
4 Duties & Taxes		
i) Tax Deducted at Source		12,30,791.00
ii) Provident Fund Contribution		7,85,921.00
iii) Profession Tax		44,300.00
		20,61,012.00
Sub-Total (A)		2,24,33,983.14
B) PROVISIONS		
1 Provision for Expenses		5,87,912.00
2 Provision for Exam Expenses		15,10,721.00
3 Provision for Gratuity		5,12,26,604.00
4 Provision for Salaries		2,29,340.00
Sub-Total (B)		5,35,54,577.00
		7,59,88,560.14



PUNE INSTITUTE OF COMPUTER TECHNOLOGY
SCHEDULES FOR THE YEAR ENDED 31ST MARCH 2020

Particulars	Gross Block at cost				Rate of Depreciation	Depreciation			NET BLOCK		
	As on	Additions	Deductions	Total as on		Upto	For the year	Transfer from deduction	TOTAL UPTO	AS ON	AS ON
	01/04/2019			31/03/2020		01/04/2019			31/03/2020	31/03/2019	31/0/2020
Building											
Building - FE Bldg. (F & F1 Block)	3,24,47,617.00	-		3,24,47,617.00	10%	65,88,599.00	25,85,901.80	-	91,74,500.80	2,58,59,018.00	2,32,73,116.20
Bldg. - E & TC 3rd & 4th Floor	2,03,54,429.50	-		2,03,54,429.50	10%	1,35,96,250.50	6,75,817.90		1,42,72,068.40	67,58,179.00	60,82,361.10
Bldg. - Library - 1st & 2nd Floor	67,11,644.00	-		67,11,644.00	10%	44,98,578.00	2,21,306.60		47,19,884.60	22,13,066.00	19,91,759.40
Bldg. - Library - 3rd & 4th Floor	60,47,465.50	-		60,47,465.50	10%	36,91,746.50	2,35,571.90		39,27,318.40	23,55,719.00	21,20,147.10
Electrical Installation	87,25,033.00	-		87,25,033.00	10%	42,85,403.00	4,43,963.00		47,29,366.00	44,39,630.00	39,95,667.00
Elevator (Lift) - Comp Wing	10,35,166.00	-		10,35,166.00	10%	4,76,869.00	55,829.70		5,32,698.70	5,58,297.00	5,02,467.30
Elevator (Lift) - E & TC Wing	16,02,561.00	-		16,02,561.00	10%	7,68,243.00	83,431.80		8,51,674.80	8,34,318.00	7,50,886.20
Elevator (Lift) FE Bldg.	12,03,401.00	-		12,03,401.00	10%	3,26,122.00	87,727.90		4,13,849.90	8,77,279.00	7,89,551.10
Liabrary Set Up - Civil Work	28,80,574.90	-		28,80,574.90	10%	27,27,335.90	15,323.90		27,42,659.80	1,53,239.00	1,37,915.10
Rain Water Harvesting System	93,431.00	-		93,431.00	10%	67,172.00	2,625.90		69,797.90	26,259.00	23,633.10
Solarsystem (QIP)	3,23,600.00	-	52,496.00	2,71,104.00	10%	2,71,104.00	-		2,71,104.00	52,496.00	-
Vermiculture Unit	37,312.00	-		37,312.00	10%	13,387.00	2,392.50		15,779.50	23,925.00	21,532.50
Water Tank	2,61,632.00	-		2,61,632.00	10%	1,45,060.00	11,657.20		1,56,717.20	1,16,572.00	1,04,914.80
Vehicles											
Car - Maruti CIAZ	18,93,114.00	-		18,93,114.00	15%	7,45,039.00	1,72,211.25		9,17,250.25	11,48,075.00	9,75,863.75
Books											
Books	92,07,485.00	2,30,338.00		94,37,823.00	40%	87,49,680.00	2,10,662.33		89,60,342.33	4,57,805.00	4,77,480.67
Books - ME	5,07,706.00	-		5,07,706.00	40%	4,39,727.00	27,191.60		4,66,918.60	67,979.00	40,787.40
PICT - Book Bank Scheme	-	5,618.00		5,618.00	40%	-	936.33		936.33	-	4,681.67
Computer & Software											
Compu Lab - NVIDIA CARD	5,000.00	-		5,000.00	100%	-	5,000.00		5,000.00	5,000.00	-
Computers- Common	4,71,377.00	-		4,71,377.00	40%	1,14,685.00	1,42,676.80		2,57,361.80	3,56,692.00	2,14,015.20
Software - E&TC Dept.	29,24,545.00	-		29,24,545.00	40%	19,63,716.00	3,84,331.60		23,48,047.60	9,60,829.00	5,76,497.40
Software Lab	56,48,880.43	3,41,610.00		59,90,490.43	40%	56,28,269.43	1,01,051.40		57,29,320.83	20,611.00	2,61,169.60
Software- ME (E&TC)	3,40,000.00	-		3,40,000.00	40%	2,96,480.00	17,408.00		3,13,888.00	43,520.00	26,112.00
Software - R & D	1,12,100.00	-		1,12,100.00	40%	69,502.00	17,039.20		86,541.20	42,598.00	25,558.80
Receivable From SPPU- Computer (QIP)	-	1,40,000.00		1,40,000.00	40%	-	9,333.33		9,333.33	-	1,30,666.67
Equipments											
Equipment - Applied Science Dept.											
Electrical Dept.	11,73,210.00	-		11,73,210.00	15%	11,71,293.00	287.55		11,71,580.55	1,917.00	1,629.45
Applied Machines Lab-	81,461.80	-		81,461.80	15%	81,414.80	7.05		81,421.85	47.00	39.95
Applied Science Dept.	33,42,446.25	86,329.00		34,28,775.25	15%	28,67,659.25	75,534.50		29,43,193.75	4,74,787.00	4,85,581.50
Chemistry Lab	1,83,341.00	-		1,83,341.00	15%	1,82,977.00	54.60		1,83,031.60	364.00	309.40
Civil Engineering Lab	2,57,301.69	-		2,57,301.69	15%	2,51,528.69	865.95		2,52,394.64	5,773.00	4,907.05
Mechanical Lab	81,838.00	-		81,838.00	15%	79,547.00	343.65		79,890.65	2,291.00	1,947.35
Physics Lab	2,37,814.35	-		2,37,814.35	15%	2,36,594.35	183.00		2,36,777.35	1,220.00	1,037.00
Work Shop	3,75,825.00	77,880.00		4,53,705.00	15%	3,27,417.00	11,155.20		3,38,572.20	48,408.00	1,15,132.80
Equipment - Computer Dept.											
Computer Lab	1,74,55,936.60	16,21,143.00		1,90,77,079.60	15%	1,63,95,762.60	1,98,878.39		1,65,94,640.99	10,60,174.00	24,82,438.61
Me (Comp) Dept.	14,88,388.00	-		14,88,388.00	15%	14,53,380.00	5,251.35		14,58,631.35	35,009.00	29,756.65
Mobile (Comp. Lab)	10,000.00	-		10,000.00	15%	6,641.00	503.85		7,144.85	3,359.00	2,855.15






PUNE INSTITUTE OF COMPUTER TECHNOLOGY
SCHEDULES FOR THE YEAR ENDED 31ST MARCH 2020

Particulars	Gross Block at cost				Rate of Depreciation	Depreciation			NET BLOCK		
	As on	Additions	Deductions	Total as on		Upto	For the year	Transfer from deduction	TOTAL UPTO	AS ON	AS ON
	01/04/2019			31/03/2020		01/04/2019			31/03/2020	31/03/2019	31/0/2020
Equipment - E&TC Dept.											
Cad-Cam Lab Equipment	76,667.60	-		76,667.60	15%	76,657.60	1.50		76,659.10	10.00	8.50
Communication Lab	4,15,738.00	-		4,15,738.00	15%	4,15,095.00	96.45		4,15,191.45	643.00	546.55
Electronics Lab	19,01,063.65	-		19,01,063.65	15%	19,01,037.65	3.90		19,01,041.55	26.00	22.10
E & T. C - Equipments	2,89,85,175.70	87,320.00		2,90,72,495.70	15%	2,54,09,681.70	5,40,100.00		2,59,49,781.76	35,75,493.76	31,22,713.94
Instrumentation	8,74,121.05	-		8,74,121.05	15%	8,74,036.05	12.75	-	8,74,048.80	85.00	72.25
Me - (E & Tc) Dept.	7,25,194.00	-		7,25,194.00	15%	6,69,723.00	8,320.65		6,78,043.65	55,471.00	47,150.35
Microprocessor Lab	1,34,729.00	-		1,34,729.00	15%	1,34,709.00	3.00		1,34,712.00	20.00	17.00
Equipment - I.T. Dept.											
I. T. Department	1,52,03,806.00	25,54,110.00		1,77,57,916.00	15%	77,51,557.00	11,81,690.10		89,33,247.10	74,52,249.00	88,24,668.90
Me - It Dept.	15,99,153.00	-		15,99,153.00	15%	15,86,883.00	1,840.34		15,88,723.34	12,268.92	10,429.66
Equipment - Accounts, Admin & Other											
Accounts Equipment	81,720.00	-		81,720.00	15%	52,503.00	4,382.55		56,885.55	29,217.00	24,834.45
A.C. Plant & Machines	1,56,004.00	-		1,56,004.00	15%	1,41,701.00	2,145.45		1,43,846.45	14,303.00	12,157.55
Audio Video Conferencing System	2,78,598.00	-		2,78,598.00	15%	-	41,789.70		41,789.70	2,78,598.00	2,36,808.30
Card Swap Machine	8,000.00	-		8,000.00	15%	4,480.00	528.00		5,008.00	3,520.00	2,992.00
Electric Fans	36,750.56	-		36,750.56	15%	35,782.56	145.20		35,927.76	968.00	822.80
EPABX System	3,45,800.00	-		3,45,800.00	15%	3,45,537.00	39.45		3,45,576.45	263.00	223.55
Mobile (A/c Dept) - 7262936309	5,379.00	-		5,379.00	15%	2,367.00	451.80		2,818.80	3,012.00	2,560.20
Office Equipment	10,85,778.00	-		10,85,778.00	15%	9,73,572.00	16,830.75		9,90,402.75	1,12,205.00	95,375.25
Other Equipments (Common)	16,57,216.00	4,05,750.00		20,62,966.00	15%	10,27,474.00	1,03,975.05		11,31,449.05	6,29,742.00	9,31,516.95
Sanitary Vending Machine	96,433.00	-		96,433.00	15%	46,013.00	7,563.00		53,576.00	50,420.00	42,857.00
Telephone Equipment (I Pad)	14,016.00	-		14,016.00	15%	13,209.00	121.05		13,330.05	807.00	685.95
Telephone Equip. Mobile-9923446356 (Principal)	39,340.00	-		39,340.00	15%	30,216.00	1,368.60		31,584.60	9,124.00	7,755.40
Vending Machine (Tea & Coffee)	39,416.00	-		39,416.00	15%	27,900.00	1,727.40		29,627.40	11,516.00	9,788.60
Video Conferencing System	22,48,703.00	-		22,48,703.00	15%	16,17,054.00	94,747.35		17,11,801.35	6,31,649.00	5,36,901.65
Water - Heater	5,390.00	-		5,390.00	15%	5,285.00	15.75		5,300.75	105.00	89.25
Xerox Machine	4,08,900.00	-		4,08,900.00	15%	1,09,810.00	44,863.50		1,54,673.50	2,99,090.00	2,54,226.50
Equipment - Common											
Attendance System- Biometric	-	35,000.00		35,000.00	15%	-	3,062.50		3,062.50	-	31,937.50
Camera Set-Up (Studio)	59,050.00	-		59,050.00	15%	38,501.00	3,082.35		41,583.35	20,549.00	17,466.65
CC TV Systems	9,79,033.00	4,00,819.00		13,79,852.00	15%	7,55,922.00	52,974.79		8,08,896.79	2,23,111.00	5,70,955.21
Equipments -Training & Placement	64,889.80	-		64,889.80	15%	64,868.80	3.15		64,871.95	21.00	17.85
Fire Fighting System	2,46,044.00	-		2,46,044.00	15%	1,73,813.00	10,834.65	-	1,84,647.65	72,231.00	61,396.35
Fire Hydrant System	5,07,130.00	-		5,07,130.00	15%	4,92,934.00	2,129.40	-	4,95,063.40	14,196.00	12,066.60
Generator Set	19,70,778.60	-		19,70,778.60	15%	19,41,541.60	4,385.55		19,45,927.15	29,237.00	24,851.45
Over Head Projector	9,52,010.00	-		9,52,010.00	15%	4,04,080.00	82,189.50		4,86,269.50	5,47,930.00	4,65,740.50
P. A. System	60,250.00	-		60,250.00	15%	59,272.00	146.70		59,418.70	978.00	831.30
T. V. Set	2,79,808.00	-		2,79,808.00	15%	2,52,611.00	4,079.55		2,56,690.55	27,197.00	23,117.45
U. P. S.	35,05,723.00	4,20,280.00		39,26,003.00	15%	30,87,382.00	74,770.65		31,62,152.65	4,18,341.00	7,63,850.35
Washing Machine	26,490.00	-		26,490.00	15%	25,971.00	77.85		26,048.85	519.00	441.15
Water Cooler	2,49,663.00	-		2,49,663.00	15%	1,98,157.00	7,725.90		2,05,882.90	51,506.00	43,780.10
Water Purifier	36,800.00	-		36,800.00	15%	27,364.00	1,415.40		28,779.40	9,436.00	8,020.60
Equipment - Cultural Activity											
Equipment - Cultural Activity	11,25,818.00	6,900.00		1,31,818.00	15%	8,06,824.00	48,674.10		8,55,498.10	3,18,993.99	2,76,319.90




Arund



PUNE INSTITUTE OF COMPUTER TECHNOLOGY
SCHEDULES FOR THE YEAR ENDED 31ST MARCH 2020

Particulars	Gross Block at cost				Rate of Depreciation	Depreciation			NET BLOCK		
	As on	Additions	Deductions	Total as on		Upto	For the year	Transfer from deduction	TOTAL UPTO	AS ON	AS ON
	01/04/2019			31/03/2020		01/04/2019			31/03/2020	31/03/2019	31/0/2020
Equipment - Library				-							
Equipment - Library	2,59,387.00	-		2,59,387.00	15%	2,14,360.00	6,754.05		2,21,114.05	45,027.00	38,272.95
Equipment - Network											
Internet Lab Equipments	69,016.00	-		69,016.00	15%	68,775.00	36.15		68,811.15	241.00	204.85
Network Systems	55,36,534.00	-		55,36,534.00	15%	52,92,899.00	36,545.25		53,29,444.25	2,43,635.00	2,07,089.75
Equipment - R & D				-							
Comp. Research Centre- Equipment	4,83,000.00	-		4,83,000.00	15%	4,53,634.00	4,404.90		4,58,038.90	29,366.00	24,961.10
E & Tc Research Centre- Equipment	2,41,500.00	-		2,41,500.00	15%	2,26,817.00	2,202.45		2,29,019.45	14,683.00	12,480.55
R & D Lab Equipments	39,40,523.54	1,78,180.00		41,18,703.54	15%	16,80,373.54	3,43,477.00		20,23,850.54	22,60,150.00	20,94,853.00
Equipment - Sports				-							
Equipment Sports	1,46,589.00	-		1,46,589.00	15%	46,702.00	14,983.05		61,685.05	99,887.00	84,903.95
Gymnasium Equipment	6,28,380.00	-		6,28,380.00	15%	5,95,638.00	4,911.30		6,00,549.30	32,742.00	27,830.70
Recivable From SPPU - Sports QIP	-	1,27,086.00		1,27,086.00	15%	-	7,942.88		7,942.88		1,19,143.13
Furniture & Fixtures				-							
Furniture Training Block	3,49,02,536.87	45,19,426.00		3,94,21,962.76	10%	2,63,15,019.87	10,31,382.97	-	2,73,46,402.84	85,87,517.00	1,20,75,559.92
Intangible Asset - Under Development											
PICT - IPR Under Development	57,610.00		57,610.00	-		-	-		-	57,610.00	-
TOTAL	24,02,73,292.39	1,12,36,889.00	1,10,106.00	25,14,00,075.28		16,49,92,926.40	96,03,412.42	-	17,45,96,338.81	7,52,80,364.67	7,68,03,736.47

[Handwritten signature]



**PUNE INSTITUTE OF COMPUTER TECHNOLOGY
SCHEDULES FOR THE YEAR ENDED 31ST MARCH 2020**

SCHEDULE - 3		31st Mar. 2020
CURRENT ASSETS, LOANS & ADVANCES		Amount ₹
A] CURRENT ASSETS		
1 Income Receivable		
Receivables for Students		9,13,44,684.50
Receivables for I & C		50,000.00
		9,13,94,684.50
2 Cash & Bank Balances		
a) Cash-in-hand		48,548.00
b) With Scheduled Banks		
i) In Current Accounts (Including cheques in hand)		
Bank of India		2,55,60,298.75
Bank of Maharashtra		2,35,267.80
Janata Sahakari Bank		12,63,07,632.93
State Bank of Bikaner & Jaipur		2,502.00
State Bank of India		47,347.03
ii) In Fixed Deposit Accounts		
a. <u>Open Fixed Deposit</u>		
Bank of India		0.00
Bank of Maharashtra		0.00
Janata Sahakari Bank		16,82,95,713.00
b. <u>Purpose / Scholarship Fixed Deposit</u>		
Bank of Maharashtra - Purpose FD		35,08,758.82
Janata Sahakari Bank - Purpose FD		1,06,879.00
Vidya Sahakari Bank - Scholarship FD		7,631.00
Janata Sahakari Bank - Scholarship FD		0.00
		32,41,20,578.33
3 Other Current Assets		
Receivables from Income Tax		72,25,232.18
Prepaid Expenses		26,41,682.00
Prepaid Insurance		38,148.00
Other Receivables		35,21,095.00
		1,34,26,157.18
Sub-Total (A)		42,89,41,420.01
B] LOANS & ADVANCES		
Unsecured, considered good, recoverable in cash or in kind for value to be received		
1 Advances		
i) Advance to Staff/Employee		4,25,410.00
ii) Advance to Students		20,000.00
iii) Advances to Creditors		0.00
		4,45,410.00
2 Deposits		
Deposit -Back Wages (High Court)		4,84,025.00
Other Security Deposits		1,12,277.00
		5,96,302.00
Sub-Total (B)		10,41,712.00
		42,99,83,132.01



[Handwritten signature]

**PUNE INSTITUTE OF COMPUTER TECHNOLOGY
SCHEDULES FOR THE YEAR ENDED 31ST MARCH 2020**


SCHEDULE - 4		31st Mar. 2020
SALARIES & BENEFITS TO EMPLOYEES		Amount ₹
1	Salaries to Teaching Staff	15,33,78,892.00
2	Salaries to Non Teaching Staff	3,06,44,097.00
3	Gratuity Premium	1,08,14,904.00
4	Employer's Contribution to Provident Funds	49,69,720.00
5	Staff Insurance	77,526.00
6	Staff Welfare Expenses	3,16,890.00
		20,02,02,029.00
SCHEDULE - 5		31st Mar. 2020
HONARARIUM/ FEES TO VISITING FACULTIES		Amount ₹
1	Honararium	1,22,525.00
2	Fees to Visiting Faculties	3,30,039.00
		4,52,564.00
SCHEDULE - 6		31st Mar. 2020
ADMINISTRATIVE & GENERAL EXPENSES		Amount ₹
1	Administrative Expenses	
a	Advertisement Expenses	1,82,638.00
c	Communication Expenses	59,464.00
d	Electricity Charges	58,59,419.00
e	Internet Charges	13,38,640.00
f	Legal & Professional Expenses	11,82,881.00
g	Library Expenses	11,07,061.00
h	Printing & Stationary	5,70,900.00
i	Processing Fees - Admission Reg. Authority/F.R.A.	2,86,000.00
j	Rent	4,04,542.00
k	Repairs & Maintenance	50,28,173.00
l	Security & Housekeeping Charges	91,88,429.00
m	Seminar & Workshop Expenses	2,36,102.00
n	Other Administrative Expenses	7,39,785.89
2)	Student Related Expenses	
a	Convocation Exps	54,229.00
b	Alumni Expenses	1,55,723.00
c	Exam Expenses	8,40,529.00
e	Pict Cricket Karandak - 19	8,113.00
f	Placement Activities	68,130.00
g	Practical Expenses- Industrial Visit	39,450.00
h	Prize Fund Expenses	7,931.00
i	Project Exps. - Students	4,38,213.00
j	Sports Exps A/c	2,11,505.56
k	Student's Award	17,000.00
l	Student's University Fees (Dues)	29,367.00
m	Students Cultural Activity	4,14,207.00
n	Students Training Programme	31,231.00
o	Student Welfare	80,168.00
p	Welcome Address FE	4,05,204.00
q	Affiliation Fee	1,03,200.00
		2,90,88,235.45



(Handwritten Signature)

**PUNE INSTITUTE OF COMPUTER TECHNOLOGY
SCHEDULES FOR THE YEAR ENDED 31ST MARCH 2020**

<u>SCHEDULE - 7</u>		31st Mar. 2020
<u>TRAVELLING & CONVEYANCE</u>		Amount ₹
1	Driver Wages	2,15,000.00
2	Local Conveyance	1,90,183.00
3	Travelling Expenses	82,455.00
		4,87,638.00
<u>SCHEDULE - 8</u>		31st Mar. 2020
<u>EXPENSES RELATED TO PROPERTY</u>		Amount ₹
1	Property Insurance	76,421.00
2	PMC Tax	34,77,832.00
3	Assets written off	0
		35,54,253.00



(Handwritten signature)

PICT MODEL SCHOOL

AUDITED BALANCE SHEET AS AT 31 ST MARCH 2020

LIABILITIES	SCH.	Rupees 2019-20	ASSETS	SCH.	Rupees 2019-20
LOANS			FIXED ASSETS		
Janata Sahakari Bank - CC Account		2,59,53,164.00	Gross Block	2	4,94,34,240.00
			Less : Depreciation		2,46,43,661.12
			Capital WIP		0.00
CURRENT LIABILITIES AND PROVISIONS	1				2,47,90,578.88
Payable to Creditors		8,69,91,647.00			
Deposits & Funds		15,86,580.00	CURRENT ASSETS, LOANS AND ADVANCES	3	
Duties & Taxes		7,56,310.00	Income receivable		9,39,040.00
Provisions		30,84,395.93	Cash and Bank Balances		12,05,52,158.01
INTER-BRANCH BALANCES			Other Current Assets		48,45,694.00
SCTR		6,79,55,713.46	Loans and Advances		4,38,500.00
INCOME & EXPENDITURE ACCOUNT					
Balance as per Last Balance Sheet		-2,93,82,982.25			
Add (Less) : Surplus (Deficit) as per Income and Expenditure Account		-53,78,857.25			
Closing Balance		-3,47,61,839.50			
Total		15,15,65,970.89	Total		15,15,65,970.89

The above Balance Sheet to the best of our knowledge and belief contains a true account of the funds & liabilities and of the property and assets of the trust.

For PICT Model School



R. S. Kothavale
Trustee



S. M. Sirsikar
Trustee

Date : 21st October 2020

Place: Pune

Date : 21st October 2020

Place: Pune

As per our report on even date

For HMA & Associates

Chartered Accountants

FRN - 100537W


CA Anand D. Joshi

Partner

M. No. 113805

Date : 21st October 2020


Place: Pune



SOCIETY FOR COMPUTER TECHNOLOGY & RESEARCH'S
PICT MODEL SCHOOL
INCOME AND EXPENDITURE ACCOUNT FOR THE YEAR ENDED 31 ST MARCH 2020

EXPENDITURE	SCH.	Rupees 2019-20	INCOME	SCH.	Rupees 2019-20
Salaries & Benefits to employees	5	3,47,38,736.00	School Fees	4	
Administrative & General Expenses	6	4,93,08,729.95	- Tuition Fees		8,06,74,938.50
Travelling & Conveyance	7	3,29,968.00	- Other Fees		2,39,72,584.00
Expenses Related to Property	8	0.00	Other Income		2,74,640.00
Depreciation		38,03,121.10	Interest Income		29,23,959.00
Financial Charges		44,433.70	- On Bank Fixed Deposits		10.00
Development Fee			- On Saving Accounts		
Infrastructure Charges to SCTR		2,50,00,000.00			
Sub Total		11,32,24,988.75			10,78,46,131.50
Gross Surplus (Deficit)		-53,78,857.25			
Surplus (Deficit) Carried Over to Balance Sheet		-53,78,857.25			
Total		10,78,46,131.50	Total		10,78,46,131.50

For PICT Model School



R. S. Kothavale
Trustee



S. M. Sirsikar
Trustee


Date : 21st October 2020
Place: Pune

Date : 21st October 2020
Place: Pune

As per our report attached
For HMA & Associates
Chartered Accountants
FRN - 100537W

CA Anand D. Joshi
Partner
M. No. 113805

Date : 21st October 2020
Place: Pune



**PICT MODEL SCHOOL
SCHEDULES FOR THE YEAR ENDED 31ST MARCH 2020**


SCHEDULE - 1		31st Mar. 2020
CURRENT LIABILITIES & PROVISIONS		Amount ₹
A) CURRENT LIABILITIES		
1 Payable to Creditors		
i) Other Creditors		1,62,862.00
ii) Advance received from students		8,68,28,785.00
		8,69,91,647.00
2 Deposits & Funds		
i) Caution Deposits		15,86,580.00
		15,86,580.00
3 Duties & Taxes		
i) Tax Deducted at Source		3,84,502.00
ii) Provident Fund Contribution		3,52,933.00
iii) Profession Tax		18,875.00
		7,56,310.00
	Sub-Total (A)	8,93,34,537.00
B) PROVISIONS		
1 Provision for Expenses		78,515.93
2 Provision for Gratuity		20,74,901.00
3 Provision for Salaries		9,30,979.00
	Sub-Total (B)	30,84,395.93
		9,24,18,932.93



[Handwritten signature]

SCHEDULE - 2 FIXED ASSETS

Particulars	Gross Block at cost			Rate of Depreciation	Depreciation			NET BLOCK			
	As on 1/4/2019	Additions	Deductions		Total as on 31/3/2020	Upto 1/4/2019	For the year	Transfer from deductions	TOTAL UPTO 31.03.2019	AS ON 31.03.2019	AS ON 31.03.2020
Books											
Library Books	25,47,756.00	1,87,369.00	-	27,35,125.00	40%	12,56,749.00	5,38,477.70	-	17,95,226.70	12,91,007.00	9,39,898.30
Building											
Elevator	9,14,814.00	-	-	9,14,814.00	10%	2,28,731.00	68,608.30	-	2,97,339.30	6,86,083.00	6,17,474.70
Water Pump	3,93,242.00	40,795.00	-	4,34,037.00	10%	2,95,164.00	13,112.38	-	3,08,276.38	98,078.00	1,25,760.63
Equipments											
Common Equipments -											
Air Cooling System	27,90,948.00	-	-	27,90,948.00	15%	9,31,268.00	2,78,952.00	-	12,10,220.00	18,59,680.00	15,80,728.00
CC.T.V.	12,04,872.00	2,33,366.00	-	14,38,238.00	15%	4,20,733.00	1,48,135.81	-	5,68,868.81	7,84,139.00	8,69,369.19
Electrical Equipment	4,12,336.00	3,05,697.00	-	7,18,033.00	15%	1,61,280.00	61,345.15	-	2,22,625.15	2,51,056.00	4,95,407.85
Equipment - Medical	27,585.00	-	-	27,585.00	15%	11,673.00	2,386.80	-	14,059.80	15,912.00	13,525.20
Equipment - Projector	10,48,038.00	-	-	10,48,038.00	15%	3,18,566.00	1,09,420.80	-	4,27,986.80	7,29,472.00	6,20,051.20
Equipment - Waste Water Purifier	27,13,555.00	-	-	27,13,555.00	15%	21,60,622.00	82,939.95	-	22,43,561.95	5,52,933.00	4,69,993.05
Fire Fighting System	20,83,809.00	-	-	20,83,809.00	15%	8,75,200.00	1,81,291.35	-	10,56,491.35	12,08,609.00	10,27,317.65
GPRS Device and Related Equipment	3,17,595.00	1,03,840.00	-	4,21,435.00	15%	1,72,554.00	35,562.15	-	2,08,116.15	1,45,041.00	2,13,318.85
P.A. System	3,58,463.00	2,50,573.00	-	6,09,036.00	15%	2,57,951.00	44,567.21	-	3,02,518.21	1,00,512.00	3,06,517.79
Speaker	21,000.00	-	-	21,000.00	15%	11,340.00	1,449.00	-	12,789.00	9,660.00	8,211.00
U.P.S	6,20,226.00	-	-	6,20,226.00	15%	1,84,163.00	65,409.45	-	2,49,572.45	4,36,063.00	3,70,653.55
Water Softner	3,50,475.00	12,500.00	-	3,62,975.00	15%	2,41,127.00	17,183.45	-	2,58,310.45	1,09,348.00	1,04,664.55
Office Equipments-											
Air Conditioners (AC)	1,69,193.00	-	-	1,69,193.00	15%	5,640.00	24,532.95	-	30,172.95	1,63,553.00	1,39,020.05
Equipment - Telephone	18,115.00	-	-	18,115.00	15%	14,780.00	500.25	-	15,280.25	3,335.00	2,834.75
Fridge	1,83,150.00	-	-	1,83,150.00	15%	1,08,394.00	11,213.40	-	1,19,607.40	74,756.00	63,542.60
Gyser	7,800.00	-	-	7,800.00	15%	3,276.00	678.60	-	3,954.60	4,524.00	3,845.40
Locker	68,009.00	-	-	68,009.00	15%	42,166.00	3,876.45	-	46,042.45	25,843.00	21,966.55
Office Equipment	6,18,422.00	-	-	6,18,422.00	15%	3,91,429.00	34,048.95	-	4,25,477.95	2,26,993.00	1,92,944.05
Printers	-	42,750.00	-	42,750.00	15%	-	5,878.13	-	5,878.13	-	36,871.88
Tea - Coffee Vending Machine	15,604.00	-	-	15,604.00	15%	11,859.00	561.75	-	12,420.75	3,745.00	3,183.25
Water Purifier	1,25,080.00	-	-	1,25,080.00	15%	58,788.00	9,943.80	-	68,731.80	66,292.00	56,348.20
Xerox Machine	45,365.00	-	-	45,365.00	15%	35,561.00	1,470.60	-	37,031.60	9,804.00	8,333.40
Led Sign Board	-	5,181.00	-	5,181.00	15%	-	712.39	-	712.39	-	4,468.61
Sports & Musical Equipment-											
Educational Toys	44,963.00	-	-	44,963.00	15%	17,351.00	4,141.80	-	21,492.80	27,612.00	23,470.20
Equipment - Musical Instruments	56,689.00	38,300.00	-	94,989.00	15%	39,959.00	6,459.19	-	46,418.19	16,730.00	48,570.81
Play Ground Equipments	12,49,186.00	1,13,250.00	-	13,62,436.00	15%	9,34,391.00	62,791.13	-	9,97,182.13	3,14,795.00	3,65,253.88
Swimming Pool Equipment	13,245.00	-	-	13,245.00	15%	1,766.00	1,721.85	-	3,487.85	11,479.00	9,757.15
Table Tennis Table	1,50,528.00	-	-	1,50,528.00	15%	63,222.00	13,095.90	-	76,317.90	87,306.00	74,210.10
Kitchen Equipment											
Dishwasher	4,22,248.00	-	-	4,22,248.00	15%	1,74,629.00	37,142.85	-	2,11,771.85	2,47,619.00	2,10,476.15
Kitchen Equipment	33,50,156.00	2,95,903.00	-	36,46,059.00	15%	19,11,593.00	2,29,887.88	-	21,41,480.88	14,38,563.00	15,04,578.13
Water Cooler	5,41,440.00	1,65,483.00	-	7,06,923.00	15%	3,18,850.00	53,695.11	-	3,72,545.11	2,22,590.00	3,34,377.89
Furniture											
Furniture & Fixtures	2,15,42,785.00	2,69,825.00	-	2,18,12,610.00	10%	66,23,071.00	15,01,665.94	-	81,24,736.94	1,49,19,714.00	1,36,87,873.06
Semi Floor Bed	31,050.00	-	-	31,050.00	10%	17,223.00	1,382.70	-	18,605.70	13,827.00	12,444.30
Computer & Software											
Laptop & Computers	16,61,500.00	-	-	16,61,500.00	40%	15,49,318.00	44,872.80	-	15,94,190.80	1,12,182.00	67,309.20
Network Systems	7,21,566.00	-	-	7,21,566.00	40%	5,08,941.00	85,050.00	-	5,93,991.00	2,12,625.00	1,27,575.00
Software	5,28,600.00	-	-	5,28,600.00	40%	4,81,212.00	18,955.20	-	5,00,167.20	47,388.00	28,432.80
TOTAL	4,73,69,408.00	20,64,832.00	-	4,94,34,240.00		2,08,40,540.00	38,03,121.10	-	2,46,43,661.12	2,65,28,868.00	2,47,90,578.90

3/3/20




**PICT MODEL SCHOOL
SCHEDULES FOR THE YEAR ENDED 31ST MARCH 2020**

<u>SCHEDULE - 3</u>		31st Mar, 2020
<u>CURRENT ASSETS, LOANS & ADVANCES</u>		Amount ₹
A] CURRENT ASSETS		
1 Income Receivable		
Receivables for RTE Students		9,36,510.00
Receivables from other students		2,530.00
		9,39,040.00
2 Cash & Bank Balances		
a) Cash-in-hand		8,062.00
b) With Scheduled Banks		
i) In Current Accounts (Including cheques in hand)		
Bank of Maharashtra		1,914.30
- Janata Sahakari Bank		10,177.71
ii) In Fixed Deposit Accounts		
Janata Sahakari Bank		3,00,00,000.00
Janata Sahakari Bank - Sweep Account		9,05,32,004.00
		12,05,52,158.01
3 Other Current Assets		
Receivables from Income Tax		5,38,468.00
Receivable from S.E.T.R		43,07,226.00
Prepaid Expenses		0.00
Other Receivables		0.00
		48,45,694.00
	Sub-Total (A)	12,63,36,892.01
B] LOANS & ADVANCES		
Unsecured, considered good, recoverable in cash or in kind for value to be received		
1 Advances		
i) Advance to Staff/Employee		1,500.00
iii) Advances to Creditors		
		1,500.00
2 Deposits		
Security Deposits		4,37,000.00
		4,37,000.00
	Sub-Total (B)	4,38,500.00
		12,67,75,392.01
<u>SCHEDULE - 4</u>		31st Mar, 2020
<u>SCHOOL FEES</u>		Amount ₹
A] Academic Fees		
1 School Fees		8,06,74,938.50
		8,06,74,938.50
B] Other Fees		
1 Cafeteria Fees		96,16,550.00
2 Transport Fees		1,43,56,034.00
		2,39,72,584.00
		10,46,47,522.50

(Handwritten signatures)



**PICT MODEL SCHOOL
SCHEDULES FOR THE YEAR ENDED 31ST MARCH 2020**

<u>SCHEDULE - 5</u>		31st Mar. 2020
<u>SALARIES & BENEFITS TO EMPLOYEES</u>		Amount ₹
1	Salaries to Teaching/ Non Teaching Staff	3,25,87,480.00
2	Gratuity Premium	-8,042.00
3	Employer's Contribution to Provident Funds	21,31,298.00
4	Staff Insurance	0.00
5	Staff Welfare Expenses	28,000.00
		3,47,38,736.00
<u>SCHEDULE - 6</u>		31st Mar. 2020
<u>ADMINISTRATIVE & GENERAL EXPENSES</u>		Amount ₹
1	Administrative Expenses	4,61,296.01
2	Advertisement Expenses	8,16,891.00
3	Affiliation Fee	500.00
4	Communication Expenses	1,73,505.94
5	Electricity Charges	21,31,562.00
6	Internet Charges	2,29,275.00
7	Legal & Professional Expenses	2,58,045.00
8	Printing & Stationary	13,59,516.00
9	Rent	4,03,850.00
10	Repairs & Maintenance	16,66,369.00
11	Security & Housekeeping Charges	1,36,27,058.00
12	Expenses for Students	
	Cafeteria Expenses	68,65,677.00
	Student Transport Expenses	1,58,40,000.00
	Student Related Expenses	54,75,185.00
		4,93,08,729.95
<u>SCHEDULE - 7</u>		31st Mar. 2020
<u>TRAVELLING & CONVEYANCE</u>		Amount ₹
1	Diesel Expenses	1,38,784.00
2	Local Conveyance	1,37,114.00
3	Travelling Expenses	54,070.00
		3,29,968.00
<u>SCHEDULE - 8</u>		31st Mar. 2020
<u>EXPENSES RELATED TO PROPERTY</u>		Amount ₹
1	Property Insurance	0.00
2	PMC Tax	0.00
3	Assets written off	0.00
		0.00



[Handwritten signature in blue ink]



PICT

BALANCE SHEET

2018-2019

Audit Report to the Board of Trustees of Society for Computer Technology and Research [SCTR]

- 1 We have audited the accompanying standalone financial statements of Pune Institute of Computer Technology (hereinafter referred to as PICT) being a unit of SCTR which comprise the Balance Sheet as at 31st March, 2019 and the Income and Expenditure account for the year ending on the said date annexed thereto. These financial statements are the responsibility of the PICT's management. Our responsibility is to express an opinion on these financial statements based on our audit.
- 2 We have conducted our audit in accordance with auditing standards generally accepted in India. Those standards require that we plan and perform the audit to obtain reasonable assurance about whether the financial statements are free of material misstatement. An audit includes examining, on a test basis, evidence supporting the amounts and disclosures in the financial statements. An audit also includes assessing the accounting principles used and significant estimates made by management, as well as evaluating the overall financial statement presentation. We believe that our audit provides a reasonable basis for our opinion.
- 3 These are not general purpose financial statements. These are not prepared in accordance with a financial reporting framework designed to meet the common financial information needs of a wide range of users (i.e., "general purpose financial statements") as mentioned in paragraph A4 of Standard on Auditing (SA) 200* (Revised) Overall Objectives of the Independent Auditor and the Conduct of an Audit in Accordance with Standards on Auditing as issued by the Institute of Chartered Accountants of India. PICT is one of the activities as conducted by Society for Computer Technology and Research. The standalone Financial Statements of PICT are prepared to measure its performance. These financial statements should not be used in any manner to give an impression to meet the common financial information needs of a wide range of users. These financial statements are prepared for limited purposes of submission to Fee Regulating Authority under the Maharashtra Unaided Private Professional Educational Institutions (Regulation of Admissions and Fees) Act, 2015.


Emphasis of Matter

- 4 We draw attention to the following matter in the notes to the financial statements; Note No. 3 regarding expense of infrastructure service charges of Rs. 200 lacs and development fees 139.85 lacs by SCTR to PICT and the basis of determination of its quantum by the Management of SCTR on which Auditors have relied.

Our opinion is not modified in respect of this matter.


- 5 We Report that

- A In our opinion, proper books of accounts as required by law have been kept by PICT so far as it appears from our examination of the books.



- B We have obtained all the information and explanations, which to the best of our knowledge and belief were necessary for the purposes of our audit;
- C The Balance Sheet and Income and Expenditure Account dealt with by this report are in agreement with books of account;
- D PICT has maintained records showing particulars including quantitative details and situation of Fixed Assets of PICT.
- 6 In our opinion and to the best of our information and according to the explanations given to us, the said accounts read with Notes to Accounts give a true and fair view in conformity to serve the limited purpose of the accounts:
- A In the case of the Balance Sheet, of the state of affairs of the PICT as at 31st March, 2019; and
- B In the case of the Income and Expenditure Account, of the Surplus of PICT for the year ended on that date.

Date:- 27/07/2019
Place:- Pune



For Joshi and Sahney
Chartered Accountants
ICAI Regn No 104359W


A handwritten signature in blue ink, appearing to read "H. M. Joshi".

H. M. Joshi
Partner
Membership No. 031689
UDIN:-
19031689AAAACC7654

PUNE INSTITUTE OF COMPUTER TECHNOLOGY


BALANCE SHEET AS AT 31ST MARCH, 2019

FUNDS AND LIABILITIES				ASSETS & PROPERTIES			
PARTICULARS		SCH	AMOUNT 2018-19	PARTICULARS		SCH	AMOUNT 2018-19
CHORDIA PRIZE FUND			7,000.00	FIXED ASSETS			
				1 IMMOVABLE PROPERTY		C	4,43,54,424.00
				2 OTHER FIXED ASSETS			2,12,08,257.00
				3 FURNITURE & FIXTURE			85,87,517.00
				4 INTANGIBLE ASSET			10,72,558.00
				5 INTANGIBLE ASSET UNDER DEVELOPMENT			57,610.00
				6 CAPITAL WIP			-
I.E.T. PRIZE FUND (JAL KHARAS PRIZE)			1,00,000.00	INVESTMENTS			
				FIXED DEPOSITS WITH BANKS			10,95,72,014.34
OTHER LIABILITIES		E	5,50,34,034.89	CHORDIA PRIZE FUND INVESTMENT			7,000.00
				LATE JAL KHARAS-(IET) PRIZE FUND			1,00,000.00
PROVISION FOR EXPENSES			3,73,187.00	LOANS AND ADVANCES			
				PREPAID EXPENSES			11,18,931.60
				ADVANCE TO SUPPLIERS / STAFF			2,83,446.00
INTER INSTITUTIONAL BALANCE S.C.T.R.			8,98,54,724.06	DEPOSITS			
				MISCELLANEOUS DEPOSIT			6,500.00
				BACK WAGES DEPOSIT			4,84,025.00
				RENT DEPOSIT			75,000.00
				YOU BROADBAND			25,000.00
				TELEPHONE DEPOSIT			777.00
INCOME & EXPENDITURE A/C AS PER LAST BALANCE SHEET	14,98,44,615.92			OTHER RECEIVABLES		F	60,37,821.58
				T. D. S.			18,68,774.00
ADD : SURPLUS FOR THE YEAR	1,85,81,788.00		16,84,26,403.92	EXAM. EXPENSES RECEIVABLE FROM PUNE UNIVERSITY			
				TUITION FEES RECEIVABLE- DTE (16-19)		G	-



				INTEREST ACCRUED SPONSERSHIP RECEIVABLE TUITION FEE RECEIVABLE	H	59,13,285.00 5,96,700.00 7,89,05,220.54
				CASH AND BANK BALANCES	I	3,35,20,488.81
TOTAL RS.			31,37,95,349.87	TOTAL RS.		31,37,95,349.87

Refer Schedule J - Accounting policies and Notes to Accounts
FOR JOSHI AND SAHNEY
CHARTERED ACCOUNTANTS
 Firm Registration No. 104359W



H.M. Joshi

H.M. JOSHI
PARTNER
 Membership No. 031689
 UDIN-: 19031689AAAACC7654
 Date-: 27/07/2019
 Place-: Pune

We hereby certify the above statement to be true and correct to the best of our knowledge and belief.
PUNE INSTITUTE OF COMPUTER TECHNOLOGY

R.S. Kothavale

R. S. Kothavale
TRUSTEE

S.M. Sirsikar

S. M. Sirsikar
TRUSTEE

27 JUL 2019

Date-:
 Place-: Pune



PUNE INSTITUTE OF COMPUTER TECHNOLOGY

INCOME AND EXPENDITURE ACCOUNT FOR THE YEAR ENDED 31ST MARCH, 2019

EXPENDITURE			INCOME		
PARTICULARS	SCH	AMOUNT 2018-19	PARTICULARS	SCH	AMOUNT 2018-19
PAY AND ALLOWANCES			FEES		
TEACHING STAFF		15,29,75,253.00	TUTION FEE		26,06,35,036.00
NON TEACHING STAFF		3,06,74,794.00	DEVELOPMENT FEE		2,79,70,518.00
VISITING FACULTY		5,57,613.00	OTHER FEE		65,80,747.00
STAFF PROVIDENT FUND		51,67,741.00	INTEREST ON SAVINGS / FDR		1,15,20,943.00
GRATUITY PREMIUM PAID		49,34,471.00	OTHER INCOME	D	17,29,080.22
GRATUITY PREMIUM PROVISION		5301481.00			
ASSETS WRITTEN OFF		50,769.00			
INFRASTRUCTURE SERVICE CHARGES		2,00,00,000.00			
DEVELOPMENT FEE		1,39,85,259.00			
OFFICE EXPENSES	A	1,93,68,998.20			
OTHER EDUCATIONAL EXPENSES	B	1,87,36,835.02			
DEPRECIATION	C	1,81,01,322.00			
SUB TOTAL		28,98,54,536.22	SUB TOTAL		30,84,36,324.22
EXCESS OF INCOME OVER EXPS TRANSFERRED TO BALANCE SHEET		1,85,81,788.00			
TOTAL RS.		30,84,36,324.22	TOTAL RS.		30,84,36,324.22

Refer Schedule J - Accounting policies and Notes to Accounts
FOR JOSHI AND SAHNEY
CHARTERED ACCOUNTANTS
Firm Registration No. 104359W

H.M.JOSHI
PARTNER

Membership No. 031689

UDIN:- 19031689AAAACC7654

Date:- 27/07/2019

Place:- Pune



We hereby certify the above statement to be true and
correct to the best of our knowledge and belief.

PUNE INSTITUTE OF COMPUTER TECHNOLOGY

R. S. Kothavale
TRUSTEE

S. M. Sirsikar
TRUSTEE

27 JUL 2019


Date:-

Place:- Pune




SCHEDULE - A :- OFFICE EXPENSES

PARTICULARS	AMOUNT 2018-19
AUDIT FEES	1,42,190.00
ADVERTISEMENT EXPS.	42,840.00
BANK CHARGES	14,778.20
DRIVER'S WAGES	2,02,000.00
ELECTRICITY CHARGES	88,35,699.00
FACILITY MANAGEMENT SERVICE	13,37,806.00
GUEST EXPENSES	1,23,328.00
GPS SERVICE	2,596.00
HONORARIUM	1,09,800.00
INSURANCE	95,237.00
LEGAL EXPENSES	2,03,100.00
LOCAL CONVEYANCE	1,80,378.00
MEMBERSHIP / SUBSCRIPTION FEES	54,942.00
MISCELLANEOUS EXPENSES	91,539.00
POSTAGE & COURIER	208.00
PRINTING & STATIONERY	4,35,979.00
PROFESSIONAL FEES	17,37,310.00
PROCESSING FEE - FRA / ADMISSION REGULATING AUTHORITY/NBA/DTE	6,73,060.00
PMC TAX	22,92,727.00
BUILDING RENT	4,43,350.00
REPAIRS & MAINTENANCE	18,81,236.00
STAFF WELFARE EXPENSES	1,88,227.00
TELEPHONE EXPENSES	83,132.00
TRAVELLING EXPS	74,656.00
XEROXING	1,22,880.00
TOTAL	1,93,68,998.20



SCHEDULE - B :- EDUCATIONAL EXPENSES

PARTICULARS	AMOUNT 2018-19
ACCOUNTS CONSUMABLES	4,396.00
APPLIED SCIENCE CONSUMABLES	3,65,526.00
R & D CONSUMABLES	2,738.00
COMPUTER LAB CONSUMABLES	41,675.00
E & TC LAB CONSUMABLES	1,66,163.00
I.T. DEPT. CONSUMABLES	30,979.00
OFFICE CONSUMABLES	64,689.00
WORK SHOP CONSUMABLES	1,14,143.00
NETWORK CONSUMABLES	1,41,854.00
AFFILIATION FEE	3,98,200.00
AICTE / DTE EXPENSES	3,90,000.00
PICT-YOU TUBE / MUN EXPS./IUCEE	1,06,119.90
CONVOCATION EXPENSES	69,482.00
DIESEL FOR GENERATOR	1,37,170.00
DOCTOR AND COUNSELLOR FEES	1,79,060.00
INTERNATIONAL JOURNALS (E-JOURNALS), Digital Library	9,14,781.00
INTERNET CHARGES	18,56,342.00
LIBRARY EXPs./ NEWSPAPERS & PERIODICALS / Book Binding	90,222.00
NATIONAL JOURNALS & SUBSCRIPTION	2,07,719.00
PLACEMENT ACTIVITIES	65,811.00
PRACTICAL EXPENSES (INDUSTRIAL VISIT & ROBOCON)	11,42,563.00
SEMINARS / WORKSHOPS / SHORT TERM COURSE	1,23,905.00
INTERNATIONAL SEMINAR/PAPER PRESENTATION	92,148.00
IMPETUS & CONCEPTS	31,988.12
SECURITY HOUSE KEEPING CHARGES	86,75,518.00
SOFTWARE UPGRADATION CHARGES	3,84,765.00
SPORTS EXPS	6,64,163.00
STAFF SELECTION EXPENSES	42,332.00
STUDENTS CULTURAL ACTIVITIES	9,06,494.00
STUDENT TRAINING	1,67,115
STUDENTS UNIVERSITY EXPS..	5,59,785.00
STUDENTS AWARDS	52,000.00
STUDENT WELFARE	69,140.00
WATER CHARGES	4,31,973.00
WEBSITE EXPENSES	14,594.00
NSS EXPENSES	31,282.00
TOTAL	1,87,36,835.02



SCHEDULE - C

PUNE INSTITUTE OF COMPUTER TECHNOLOGY

FIXED ASSETS - AS AT 31.03.2019

PARTICULARS	GROSS BLOCK AT COST			TOTAL AS ON 31.03.2019	RATE OF DEPRE.	DEPRECIATION			NET BLOCK		
	TOTAL AS ON 01.04.2018	ADDITIONS	DEDUCTIONS			TOTAL UPTO 01.04.2018	FOR THE YEAR	DEPRECIATION ACCUMULATE ON DEDUCTN	AS ON 31.03.2019	AS ON 31.03.2018	AS ON 31.03.2019
IMMOVABLE PROPERTY											
LIABRARY SET UP - CIVIL WORK	9,54,350.00	-	-	9,54,350.00	15%	8,79,321.00	11,254.00	-	8,90,575.00	75,029.00	63,775.00
LIABRARY SET UP - FURNITURE	14,33,846.00	-	-	14,33,846.00	25%	14,16,601.00	4,311.00	-	14,20,912.00	17,245.00	12,934.00
LIABRARY SET UP - ELECTRICAL	4,11,086.00	-	-	4,11,086.00	10%	3,32,089.00	7,899.00	-	3,39,988.00	78,997.00	71,098.00
LIABRARY SET UP - OTHER	81,292.90	-	-	81,292.90	15%	74,901.90	959.00	-	75,860.90	6,391.00	5,432.00
BUILDING - LIBRARY 1ST & 2ND FLR.	67,11,644.00	-	-	67,11,644.00	10%	42,52,682.00	2,45,896.00	-	44,98,578.00	24,58,962.00	22,13,066.00
BUILDING - LIBRARY 3RD & 4TH FLR.	60,47,465.50	-	-	60,47,465.50	10%	34,29,999.50	2,61,747.00	-	36,91,746.50	26,17,466.00	23,55,719.00
BUILDING - E & TC - 3 & 4TH FLOOR	2,03,54,429.50	-	-	2,03,54,429.50	10%	1,28,45,341.50	7,50,909.00	-	1,35,96,250.50	75,09,088.00	67,58,179.00
BUILDING - EXTN. TO "H" (FE BLDG.)	3,23,47,789.00	99,828.00	-	3,24,47,617.00	10%	37,19,996.00	28,68,603.00	-	65,88,599.00	2,86,27,793.00	2,58,59,018.00
ELEVATOR -(LIFT) - COMP BLDG.	10,35,166.00	-	-	10,35,166.00	10%	4,14,836.00	62,033.00	-	4,76,869.00	6,20,330.00	5,58,297.00
ELEVATOR -(LIFT)- E & TC BLDG.	16,02,561.00	-	-	16,02,561.00	10%	6,75,541.00	92,702.00	-	7,68,243.00	9,27,020.00	8,34,318.00
ELEVATOR -(LIFT)- "H" BLDG.	12,03,401.00	-	-	12,03,401.00	10%	2,28,646.00	97,476.00	-	3,26,122.00	9,74,755.00	8,77,279.00
FIRE FIGHTING SYSTEM	2,46,044.00	-	-	2,46,044.00	40%	1,25,659.00	48,154.00	-	1,73,813.00	1,20,385.00	72,231.00
FIRE HYDRANT SYSTEM	5,07,130.00	-	-	5,07,130.00	40%	4,83,470.00	9,464.00	-	4,92,934.00	23,660.00	14,196.00
WATER TANK FOR FIRE HYDRANT	2,61,632.00	-	-	2,61,632.00	15%	1,24,488.00	20,572.00	-	1,45,060.00	1,37,144.00	1,16,572.00
RAIN WATER HARVESTING SYSTEM	93,431.00	-	-	93,431.00	40%	49,666.00	17,506.00	-	67,172.00	43,765.00	26,259.00
ELECTRICAL INSTALLATION	81,22,649.00	6,02,384.00	-	87,25,033.00	15%	35,77,787.00	7,07,616.00	-	42,85,403.00	45,44,862.00	44,39,630.00
VERMICULTURE UNIT	37,312.00	-	-	37,312.00	15%	9,165.00	4,222.00	-	13,387.00	28,147.00	23,925.00
SOLAR SYSTEM - F BLDG *	4,23,600.00	-	1,00,000.00	3,23,600.00	40%	1,69,440.00	1,01,664.00	-	2,71,104.00	2,54,160.00	52,496.00
TOTAL - IMMOVABLE PROPERTY	8,18,74,828.90	7,02,212.00	1,00,000.00	8,24,77,040.90		3,28,09,629.89	53,12,987.00	-	3,81,22,616.89	4,90,65,199.01	4,43,54,424.00

SCHEDULE - C


PARTICULARS	GROSS BLOCK AT COST			TOTAL AS ON 31.03.2019	RATE OF DEPRE.	DEPRECIATION			NET BLOCK		
	TOTAL AS ON 01.04.2018	ADDITIONS	DEDUCTIONS			TOTAL UPTO 01.04.2018	FOR THE YEAR	DEPRECIATION ACCUMULATE ON DEDUCTN	AS ON 31.03.2019	AS ON 31.03.2018	AS ON 31.03.2019
INTANGIBLE ASSETS											
SOFTWARE - ME - E & TC	3,40,000.00	-	-	3,40,000.00	60%	2,31,200.00	65,280.00	-	2,96,480.00	1,08,800.00	43,520.00
SOFTWARE	56,37,858.43	-	-	56,37,858.43	60%	55,89,858.43	28,800.00	-	56,18,658.43	48,000.00	19,200.00
SOFTWARE (Anti Virus-For 3 Yrs)**	11,022.00	-	-	11,022.00	60%	7,495.00	2,116.00	-	9,611.00	3,527.00	1,411.00
SOFTWARE - E & TC	27,36,050.00	8,06,427.00	6,17,932.00	29,24,545.00	60%	20,32,421.00	5,43,141.00	6,11,846.00	19,63,716.00	7,03,629.00	9,60,829.00
SOFTWARE - E-LEARNING	-	-	-	-	60%	-	-	-	-	-	-
SOFTWARE - R & D	1,12,100.00	-	-	1,12,100.00	60%	5,605.00	63,897.00	-	69,502.00	1,06,495.00	42,598.00
NVIDIA CARD	-	5,000.00	-	5,000.00	-	-	-	-	-	-	-
TOTAL - INTANGIBLE ASSETS	88,37,030.43	8,11,427.00	6,17,932.00	90,25,525.43		78,66,579.43	7,03,234.00	6,11,846.00	79,57,967.43	9,70,451.00	10,72,558.00

SCHEDULE - C

INTANGIBLE ASSETS - UNDER DEVELOPMENT

PARTICULARS	GROSS BLOCK AT COST			TOTAL AS ON 31.03.2019	RATE OF DEPRE.	DEPRECIATION			NET BLOCK		
	TOTAL AS ON 01.04.2018	ADDITIONS	DEDUCTIONS			TOTAL UPTO 01.04.2018	FOR THE YEAR	DEPRECIATION ACCUMULATE ON DEDUCTN	AS ON 31.03.2019	AS ON 31.03.2018	AS ON 31.03.2019
PICT - IPR PATENT - UNDER DEVELOPMENT	-	57,610.00	-	57,610.00	-	-	-	-	-	-	57,610.00

SCHEDULE - C



SCHEDULE - C

PUNE INSTITUTE OF COMPUTER TECHNOLOGY

FIXED ASSETS - AS AT 31.03.2019

PARTICULARS	GROSS BLOCK AT COST			TOTAL AS ON 31.03.2019	RATE OF DEPRE.	DEPRECIATION			NET BLOCK		
	TOTAL AS ON 01.04.2018	ADDITIONS	DEDUCTIONS			TOTAL UPTO 01.04.2018	FOR THE YEAR	DEPRECIATION ON DEDUCTN	AS ON 31.03.2019	AS ON 31.03.2018	AS ON 31.03.2019
FIXTURES & FITTINGS	8,695.00	-	-	8,695.00	100%	8,695.00	-	-	8,695.00	-	-
FURNITURE FIXTURE	3,40,33,695.87	8,69,841.00	1,000.00	3,49,02,536.87	25%	2,36,82,348.87	26,33,671.01	1,000.00	2,63,15,019.87	1,03,51,347.00	85,87,517.00
FURNITURE FIXTURE	24,31,142.15	-	-	24,31,142.15	100%	24,31,142.15	-	-	24,31,142.15	-	-
TOTAL FURNITURE & FITTINGS	3,64,73,533.02	8,69,841.00	1,000.00	3,73,42,374.02	2.25	2,61,22,186.02	26,33,671.01	1,000.00	2,87,54,857.02	1,03,51,347.00	85,87,517.00


SCHEDULE - C

PUNE INSTITUTE OF COMPUTER TECHNOLOGY

FIXED ASSETS AS AT 31.03.2019

SCHEDULE - C

PARTICULARS	GROSS BLOCK AT COST			TOTAL AS ON 31.03.2019	RATE OF DEPRE.	DEPRECIATION			NET BLOCK		
	TOTAL AS ON 01.04.2018	ADDITIONS	DEDUCTIONS			TOTAL UPTO 01.04.2018	FOR THE YEAR	DEPRECIATION ON DEDUCTN	AS ON 31.03.2019	AS ON 31.03.2018	AS ON 31.03.2019
Other Fixed Assets											
AUDIO VIDEO CONFERENCING SYSTEM	-	2,78,598.00	-	2,78,598.00	40%	-	-	-	-	-	2,78,598.00
A.C. PLANT & MACHINES	3,33,895.00	-	-	3,33,895.00	100%	3,33,895.00	-	-	3,33,895.00	-	-
A.C. PLANT & MACHINES	1,56,004.00	-	-	1,56,004.00	40%	1,32,165.00	9,536.00	-	1,41,701.00	23,839.00	14,303.00
ACCOUNTS DEPT.-COMP.&PRINTER	75,520.00	24,000.00	17,800.00	81,720.00	60%	62,036.00	8,090.00	17,623.00	52,503.00	13,484.00	29,217.00
APPLIED MACHINES LAB- EQUIPMENTS	86,461.80	-	5,000.00	81,461.80	40%	86,383.80	31.00	5,000.00	81,414.80	78.00	47.00
APPLIED MACHINES LAB	1,744.00	-	-	1,744.00	100%	1,744.00	-	-	1,744.00	-	-
APPLIED SCIENCE DEPT.-EQUIPMENTS	27,89,971.00	19,824.00	-	28,09,795.00	40%	22,76,850.00	2,05,248.00	-	24,82,098.00	5,13,121.00	3,27,697.00
APPLIED SCIENCE DEPT.-COMP.& PRINTER	7,28,856.00	-	1,96,204.75	5,32,651.25	60%	3,57,858.00	2,22,599.00	1,94,895.75	3,85,561.25	3,70,998.00	1,47,090.00
APPLIED SCIENCE DEPT.	55,065.00	-	-	55,065.00	100%	55,065.00	-	-	55,065.00	-	-
BOOKS	90,52,523.00	1,68,943.00	13,981.00	92,07,485.00	40%	85,57,374.00	2,06,280.00	13,974.00	87,49,680.00	4,95,149.00	4,57,805.00
BOOKS - ME	4,98,135.00	9,571.00	-	5,07,706.00	40%	3,97,916.00	41,811.00	-	4,39,727.00	1,00,219.00	67,979.00
CARD SWIPE MACHINE	8,000.00	-	-	8,000.00	40%	2,134.00	2,346.00	-	4,480.00	5,866.00	3,520.00
CAD / CAM LAB EQUIPMENT	76,667.60	-	-	76,667.60	40%	76,651.60	6.00	-	76,657.60	16.00	10.00
CAR - FORD - FIESTA-6719	-	-	-	-	15%	-	-	-	-	-	-
CAR - MARUTI CIAZ - 1625, 1626	18,93,114.00	-	-	18,93,114.00	15%	5,42,437.00	2,02,602.00	-	7,45,039.00	13,50,677.00	11,48,075.00
CAMERA SET UP (STUDIO)	59,050.00	-	-	59,050.00	40%	24,801.00	13,700.00	-	38,501.00	34,249.00	20,549.00
CHEMISTRY LAB - EQUIPMENTS	1,83,341.00	-	-	1,83,341.00	40%	1,82,735.00	242.00	-	1,82,977.00	606.00	364.00
CHEMISTRY LAB - EQUIPMENTS	12,496.00	-	-	12,496.00	100%	12,496.00	-	-	12,496.00	-	-
CIVIL ENGINEERING LAB - EQUIPMENTS	2,57,301.69	-	-	2,57,301.69	40%	2,47,679.69	3,849.00	-	2,51,528.69	9,622.00	5,773.00
CIVIL ENGINEERING LAB - EQUIPMENTS	3,094.00	-	-	3,094.00	100%	3,094.00	-	-	3,094.00	-	-
CIVIL WORKS MISC. EQUIPMENTS	6,482.00	-	-	6,482.00	100%	6,482.00	-	-	6,482.00	-	-
COMMUNICATION LAB - EQUIPMENTS	4,15,738.00	-	-	4,15,738.00	40%	4,14,666.00	429.00	-	4,15,095.00	1,072.00	643.00
I.T. DEPT. - EQUIPMENTS	13,28,897.00	1,98,240.00	-	15,27,137.00	40%	11,93,066.01	80,763.98	-	12,73,830.00	1,35,830.99	2,53,307.00
I.T. DEPT. - COMP.& PRINTER	77,10,104.00	73,96,665.00	14,30,100.00	1,36,76,669.00	60%	62,74,044.00	16,20,461.00	14,16,778.00	64,77,727.00	14,36,060.00	71,98,942.00
I.T. DEPT. - EQUIPMENTS	5,31,906.00	-	-	5,31,906.00	100%	5,31,906.00	-	-	5,31,906.00	-	-
COMPUTER DEPT. -COMP. & PRINTER	1,79,28,473.60	-	20,74,488.00	1,58,53,985.60	60%	1,60,34,821.60	11,36,191.00	20,54,976.00	1,51,16,036.60	18,93,652.00	7,37,949.00
COMPUTER DEPT. EQUIPMENTS	13,83,651.00	2,18,300.00	-	16,01,951.00	40%	11,61,932.00	1,17,794.00	-	12,79,726.00	2,21,719.00	3,22,225.00
COMPUTER DEPT. EQUIPMENTS	6,69,035.00	1,062.00	-	6,70,097.00	100%	6,69,035.00	1,062.00	-	6,70,097.00	-	-
COMPUTER RES. CENTRE - COMPUTERS	4,83,000.00	-	-	4,83,000.00	60%	4,09,584.00	44,050.00	-	4,53,634.00	73,416.00	29,366.00
DRAWING OFFICE STATIONER	8,090.00	-	-	8,090.00	100%	8,090.00	-	-	8,090.00	-	-
E & T. C. LAB - EQUIPMENTS	2,52,84,087.70	29,631.00	-	2,53,13,718.70	40%	2,26,36,597.70	10,61,438.99	-	2,36,98,036.70	26,47,490.00	16,15,682.00
E & T. C. LAB - COMP.& PRINTER	27,58,805.00	16,78,102.00	7,65,450.00	36,71,457.00	60%	20,36,842.00	4,33,178.00	7,58,375.00	17,11,645.00	7,21,963.00	19,59,812.00
E & T. C. LAB - EQUIPMENTS	7,76,613.00	9,322.00	-	7,85,935.00	100%	7,76,613.00	9,322.00	-	7,85,935.00	-	-
E & TC RESEARCH CENTRE - COMPUTERS	2,41,500.00	-	-	2,41,500.00	60%	2,04,792.00	22,025.00	-	2,26,817.00	36,708.00	14,683.00
ELEC.FITTINGS NEW W /SHOP	29,495.00	-	-	29,495.00	15%	28,979.00	77.00	-	29,056.00	516.00	439.00
ELECTRICAL LAB EQUIPMENTS	11,43,715.00	-	-	11,43,715.00	40%	11,41,252.00	985.00	-	11,42,237.00	2,463.00	1,478.00




SCHEDULE - C

PUNE INSTITUTE OF COMPUTER TECHNOLOGY

FIXED ASSETS - AS AT 31.03.2019

PARTICULARS	GROSS BLOCK AT COST			TOTAL AS ON 31.03.2019	RATE OF DEPRE.	DEPRECIATION			NET BLOCK		
	TOTAL AS ON 01.04.2018	ADDITIONS	DEDUCTIONS			TOTAL UPTO 01.04.2018	FOR THE YEAR	DEPRECIATION ACCUMULATE ON DEDUCTN	AS ON 31.03.2019	AS ON 31.03.2018	AS ON 31.03.2019
ELECTRICAL LAB EQUIPMENTS	40,321.00	-	-	40,321.00	100%	40,321.00	-	-	40,321.00	-	-
ELECTRICAL FANS	36,750.56	-	-	36,750.56	15%	35,611.56	171.00	-	35,782.56	1,139.00	968.00
ELECTRICAL FANS	5,42,484.00	-	-	5,42,484.00	100%	5,42,484.00	-	-	5,42,484.00	-	-
ELECTRIC KETTLE	2,261.00	-	-	2,261.00	100%	2,261.00	-	-	2,261.00	-	-
ELECTRONICS LAB - EQUIPMENTS	19,01,063.65	-	-	19,01,063.65	40%	19,01,020.65	17.00	-	19,01,037.65	43.00	26.00
EPABX SYSTEMS	3,45,800.00	-	-	3,45,800.00	40%	3,45,362.00	175.00	-	3,45,537.00	438.00	263.00
EPABX SYSTEMS	25,650.00	-	-	25,650.00	100%	25,650.00	-	-	25,650.00	-	-
EQUIP. COMPUTER LAB	23,43,436.00	-	-	23,43,436.00	60%	23,43,436.00	-	-	23,43,436.00	-	-
EQUIPMENTS - CULTURAL ACTIVITY	10,59,808.00	66,010.00	-	11,25,818.00	40%	6,33,642.00	1,73,182.00	-	8,06,824.00	4,26,166.00	3,18,994.00
EQUIPMENTS - CULTURAL ACTIVITY	10,400.00	-	-	10,400.00	100%	10,400.00	-	-	10,400.00	-	-
EQUIP. ADMINISTRATION	16,640.00	-	-	16,640.00	40%	16,640.00	-	-	16,640.00	-	-
EQUIPMENTS	96,188.00	-	-	96,188.00	40%	96,188.00	-	-	96,188.00	-	-
EQUIPMENTS - IEEE	-	-	-	-	60%	-	-	-	-	-	-
EQUIPMENTS - IEEE	1,900.00	-	-	1,900.00	100%	1,900.00	-	-	1,900.00	-	-
EQUIPMENT SPORTS	36,589.00	1,10,000.00	-	1,46,589.00	40%	35,110.00	11,592.00	-	46,702.00	1,479.00	99,887.00
EQUIPMENT SPORTS	2,661.00	-	-	2,661.00	100%	2,661.00	-	-	2,661.00	-	-
TRAINING & PLACEMENT - EQUIPMENTS	35,492.80	-	-	35,492.80	40%	35,464.80	11.00	-	35,475.80	28.00	17.00
TRAINING & PLACEMENT - COMP & PRINTER	29,397.00	-	-	29,397.00	60%	29,388.00	5.00	-	29,393.00	9.00	4.00
EQUIP. TRAINING & PLACEMENT	13,500.00	-	-	13,500.00	100%	13,500.00	-	-	13,500.00	-	-
FIRE EXTINGUISHER	56,236.00	-	-	56,236.00	100%	56,236.00	-	-	56,236.00	-	-
GENERATOR SET	19,70,778.60	-	-	19,70,778.60	40%	19,22,049.60	19,492.00	-	19,41,541.60	48,729.00	29,237.00
GYMNASIUM EQUIPMENTS	6,28,380.00	-	-	6,28,380.00	40%	5,73,810.00	21,828.00	-	5,95,638.00	54,570.00	32,742.00
INDUCTION COOK TOP	2,649.00	-	-	2,649.00	100%	2,649.00	-	-	2,649.00	-	-
INSTRUMENTATION - EQUIPMENTS	8,74,121.05	-	-	8,74,121.05	40%	8,73,980.05	56.00	-	8,74,036.05	141.00	85.00
INTERNET LAB EQUIPMENTS	69,016.00	-	-	69,016.00	40%	68,615.00	160.00	-	68,775.00	401.00	241.00
INTERNET LAB EQUIPMENTS	78,640.00	-	-	78,640.00	60%	78,639.00	1.00	-	78,640.00	1.00	-
LIBRARY EQUIPMENTS	5,65,050.00	9,676.00	3,15,339.00	2,59,387.00	60%	4,61,362.00	65,116.00	3,12,118.00	2,14,360.00	1,03,688.00	45,027.00
LIBRARY EQUIPMENTS	15,555.00	-	-	15,555.00	100%	15,555.00	-	-	15,555.00	-	-
MAINTENANCE LAB EQUIPMENT	51,017.70	-	-	51,017.70	40%	51,017.70	-	-	51,017.70	-	-
ME (COMP) DEPT. - COMP. & PRINTER	10,68,878.00	-	-	10,68,878.00	60%	9,95,641.00	43,942.00	-	10,39,583.00	73,237.00	29,295.00
ME (COMP) DEPT. EQUIPMENTS	4,19,510.00	-	-	4,19,510.00	40%	4,09,988.00	3,809.00	-	4,13,797.00	9,522.00	5,713.00
ME (COMP) DEPT. EQUIPMENTS	20,866.00	-	-	20,866.00	100%	20,866.00	-	-	20,866.00	-	-
ME (E & TC) DEPT. - EQUIPMENTS	7,25,194.00	-	-	7,25,194.00	40%	6,32,742.00	36,981.00	-	6,69,723.00	92,452.00	55,471.00
ME (IT) DEPT. COMP. & PRINTER	15,99,153.00	-	-	15,99,153.00	60%	15,68,477.00	18,406.00	-	15,86,883.00	30,676.00	12,270.00
MECHANICAL DEPT. EQUIPMENTS	65,371.00	-	-	65,371.00	40%	65,371.00	-	-	65,371.00	-	-
MECHANICAL DEPARTMENT - EQUIPMENTS	81,838.00	-	-	81,838.00	40%	78,020.00	1,527.00	-	79,547.00	3,818.00	2,291.00
MICROPROCESSOR LAB - EQUIPMENTS	1,34,729.00	-	-	1,34,729.00	40%	1,34,696.00	13.00	-	1,34,709.00	33.00	20.00
MISCELLANEOUS LABORATORY - EQUIP.	5,135.30	-	-	5,135.30	40%	5,135.30	-	-	5,135.30	-	-
MULTI - MEDIA EQUIPMENT	1,77,355.00	-	-	1,77,355.00	40%	1,77,355.00	-	-	1,77,355.00	-	-
NETWORK SYSTEMS	48,46,247.00	20,060.00	-	48,66,307.00	40%	45,03,188.00	1,39,898.00	-	46,43,086.00	3,43,059.00	2,23,221.00
NETWORK SYSTEMS	6,70,227.00	-	-	6,70,227.00	60%	6,19,193.00	30,620.00	-	6,49,813.00	51,034.00	20,414.00
NETWORK SYSTEMS	3,600.00	-	-	3,600.00	100%	3,600.00	-	-	3,600.00	-	-
OFFICE EQUIPMENT	2,54,333.00	-	-	2,54,333.00	40%	2,16,520.00	15,125.00	-	2,31,645.00	37,813.00	22,688.00
OFFICE EQUIPMENT - COMP. & PRINTER	9,21,245.00	-	89,800.00	8,31,445.00	60%	6,97,283.00	1,34,377.00	89,733.00	7,41,927.00	2,23,962.00	89,518.00
OFFICE EQUIPMENT	42,150.00	2,950.00	-	45,100.00	100%	42,150.00	2,950.00	-	45,100.00	-	-
OVER HEAD PROJECTOR	9,42,570.00	9,440.00	-	9,52,010.00	40%	39,317.00	3,64,763.00	-	4,04,080.00	9,03,253.00	5,47,930.00
OTHER EQUIPMENTS (common)	2,49,216.00	2,22,161.00	-	4,71,377.00	40%	8,308.00	1,06,377.00	-	1,14,685.00	2,40,908.00	3,56,692.00
OTHER EQUIPMENTS (computers common)	16,57,216.00	-	-	16,57,216.00	60%	82,861.00	9,44,613.00	-	10,27,474.00	15,74,355.00	6,29,742.00
OTHER EQUIPMENTS (common)	30,975.00	-	-	30,975.00	100%	30,975.00	-	-	30,975.00	-	-
P. A. SYSTEM	60,250.00	-	-	60,250.00	40%	58,620.00	652.00	-	59,272.00	1,630.00	978.00




SCHEDULE - C

PUNE INSTITUTE OF COMPUTER TECHNOLOGY


FIXED ASSETS - AS AT 31.03.2019

PARTICULARS	GROSS BLOCK AT COST			TOTAL AS ON 31.03.2019	RATE OF DEPRE.	DEPRECIATION			NET BLOCK		
	TOTAL AS ON 01.04.2018	ADDITIONS	DEDUCTIONS			TOTAL UPTO 01.04.2018	FOR THE YEAR	ACCUMULATE ON DEDUCTN	AS ON 31.03.2019	AS ON 31.03.2018	AS ON 31.03.2019
PHYSICS LAB - EQUIPMENTS	2,37,814.35	-	-	2,37,814.35	40%	2,35,781.35	813.00	-	2,36,594.35	2,033.00	1,220.00
PHYSICS LAB - EQUIPMENTS	8,004.00	-	-	8,004.00	100%	8,004.00	-	-	8,004.00	-	-
PROJECT LAB EQUIPMENTS	14,477.75	-	-	14,477.75	40%	14,477.75	-	-	14,477.75	-	-
PROJECT LAB EQUIPMENTS	1,350.00	-	-	1,350.00	100%	1,350.00	-	-	1,350.00	-	-
R & D LAB EQUIPMENTS	6,42,797.54	-	-	6,42,797.54	40%	5,92,677.54	20,048.00	-	6,12,725.54	50,120.00	30,072.00
R & D LAB - COMP. & PRINTER	13,45,416.00	19,52,310.00	-	32,97,726.00	60%	1,98,465.00	8,69,183.00	-	10,67,648.00	11,46,951.00	22,30,078.00
R & D LAB EQUIPMENTS	3,098.00	-	-	3,098.00	100%	3,098.00	-	-	3,098.00	-	-
SANITARY VENDING MACHINE	66,815.00	29,618.00	-	96,433.00	40%	32,145.00	13,868.00	-	46,013.00	34,670.00	50,420.00
C.C. TV SYSTEM	9,79,033.00	-	-	9,79,033.00	40%	6,07,182.00	1,48,740.00	-	7,55,922.00	3,71,851.00	2,23,111.00
T.V. SET	2,79,808.00	-	-	2,79,808.00	40%	2,34,480.00	18,131.00	-	2,52,611.00	45,328.00	27,197.00
T.V. SET	4,550.00	-	-	4,550.00	100%	4,550.00	-	-	4,550.00	-	-
TELEPHONE MOBILE	5,379.00	-	-	5,379.00	40%	359.00	2,008.00	-	2,367.00	5,020.00	3,012.00
TELEPHONE EQUIP. - MOBILE	70,840.00	-	31,500.00	39,340.00	40%	55,632.00	6,084.00	31,500.00	30,216.00	15,208.00	9,124.00
TELEPHONE EQUIP. - I-PAD	14,016.00	-	-	14,016.00	60%	11,998.00	1,211.00	-	13,209.00	2,018.00	807.00
TELEPHONE EQUIP. - MOBILE - (COMP. LAB)	10,000.00	-	-	10,000.00	40%	4,401.00	2,240.00	-	6,641.00	5,599.00	3,359.00
TELEPHONE EQUIP. - MOBILE - (EXAM ROOM)	4,550.00	-	-	4,550.00	100%	4,550.00	-	-	4,550.00	-	-
U. P. SYSTEMS	35,05,723.00	-	-	35,05,723.00	40%	28,08,488.00	2,78,894.00	-	30,87,382.00	6,97,235.00	4,18,341.00
U. P. SYSTEMS	1,16,699.00	-	-	1,16,699.00	100%	1,16,699.00	-	-	1,16,699.00	-	-
VEDNING MACHINE - (TEA / COFFEE)	39,416.00	-	-	39,416.00	40%	20,222.00	7,678.00	-	27,900.00	19,194.00	11,516.00
VIDEO CONFERENCING SYSTEM	22,48,703.00	-	-	22,48,703.00	40%	11,95,954.00	4,21,100.00	-	16,17,054.00	10,52,749.00	6,31,649.00
WORK SHOP - EQUIPMENTS	3,34,525.00	41,300.00	-	3,75,825.00	40%	3,18,089.00	9,328.00	-	3,27,417.00	16,436.00	48,408.00
WORK SHOP - EQUIPMENTS	22,782.00	-	-	22,782.00	100%	22,782.00	-	-	22,782.00	-	-
WASHING MACHINE	26,490.00	-	-	26,490.00	40%	25,625.00	346.00	-	25,971.00	865.00	519.00
WATER COOLER	29,749.04	-	-	29,749.04	100%	29,749.04	-	-	29,749.04	-	-
WATER COOLER	2,49,663.00	-	-	2,49,663.00	40%	1,63,820.00	34,337.00	-	1,98,157.00	85,843.00	51,506.00
WATER HEATER	5,390.00	-	-	5,390.00	40%	5,215.00	70.00	-	5,285.00	175.00	105.00
WATER PURIFIRE	36,800.00	-	-	36,800.00	40%	21,074.00	6,290.00	-	27,364.00	15,726.00	9,436.00
XEROX MACHINE*	90,000.00	4,18,900.00	1,00,000.00	4,08,900.00	40%	78,725.00	31,085.00	-	1,09,810.00	11,275.00	2,99,090.00
TOTAL - OTHER FIXED ASSETS	11,21,92,563.73	1,29,14,683.00	50,39,662.75	12,00,67,583.98		9,43,02,869.74	94,51,429.98	48,94,972.75	9,88,59,326.98	1,78,89,693.99	2,12,08,257.00
GRAND TOTAL	23,93,77,956.08	1,53,55,773.00	57,58,594.75	24,89,70,134.33		16,11,01,265.08	1,81,01,322.00	55,07,818.75	17,36,94,768.32	7,82,76,691.00	7,52,80,366.00




SCHEDULE - D :- OTHER INCOME

PARTICULARS	AMOUNT 2018-19
FINE FROM STUDENTS	3,64,547.00
MISCELLANEOUS RECEIPTS	6,82,610.72
AMOUNT WRITTEN BACK	-
NOTICE PAY	52,660.00
PROFIT ON SALE OF ASSET	2,394.00
SALE OF FORMS,NEWS PAPERS & SCRAP	2,224.00
TRANSCRIPT CHARGES	42,717.00
EXAM INCOME - MAY & DEC-2018	4,77,340.50
GRANT NVIDIA GPU CARD	5,000.00
IMPETUS & CONCEPTS - 2018-19	
STUDENT WELFARE	
SEMINAR AND WORKSHOP CONDUCTING	99,587.00
TOTAL	17,29,080.22



SCHEDULE - E :- OTHER LIABILITIES

PARTICULARS	AMOUNT 2018-19
ADVANCE REGISTRATION FEE (SEMINAR)	1,18,000.00
ANSWERSEHET & REVALUATION COPY FEE	92,410.00
COMPUTER SOCIETY OF INDIA (CSI) A/C	26,458.00
DTE PAYABLE	31,100.28
PICT - EDC CELL / ACM A/C/TEDx	2,98,281.91
ELIGIBILITY FEE	2,10,420.00
EXAMINATION FEE	6,91,739.45
EXAM EXPENSES PAYABLE TO STAFF	7,80,428.00
FREESHIP PAYABLE	1,82,576.00
GOI POST MATRIC FREESHIP / SCHOLARSHIP PAYABLE	20,25,149.00
GRATUITY PAYABLE	4,56,54,587.00
IET (Institution of Engineering & Technology)	1,26,541.00
IEEE EXPENSES	4,42,511.25
NET SALARY PAYABLE	1,09,574.00
PRIZE FUND INTEREST	19,802.00
PICT CUBER'S CLUB	18,705.00
SCHOLARSHIPS	20,51,222.00
CAP ROUND III SCHOLARSHIP PAYABLE	13,90,000.00
GRANT- BCUD RESEARCH - MUNOT MOUSAMI	25,998.00
GRANT- BCUD RESEARCH - SAPKAL NITEEN	3,973.00
GRANT- BCUD RESEARCH - VAIJAPURKAR VAIBHAV	25,431.00
GRANT- IEEE- WAKODE MADHURI	80,000.00
GRANT- RGSTC RESEARCH - R SREEMATHY	5,35,160.00
UNNAT BHARAT ABHIYAN - KHOT	48,570.00
PMKVY	3,523.00
SECURITY DEPOSIT- KESHAV ENGG	41,875.00
TOTAL	5,50,34,034.89



SCHEDULE - F OTHER RECEIVABLES - TDS

PARTICULARS	AMOUNT 2018-19
T. D. S. (F. Y. 2006-2007)	4,33,539.05
T. D. S. (F. Y. 2007-2008)	7,33,849.28
T. D. S. (F. Y. 2009-2010)	5,32,483.00
T. D. S. (F. Y. 2010-2011)	1,27,470.20
T. D. S. (F. Y. 2011-2012)	2,69,970.05
T. D. S. (F. Y. 2013-2014)	10,82,943.00
T. D. S. (F. Y. 2014-2015)	40,437.00
T. D. S. (F. Y. 2015-2016)	-
T. D. S. (F. Y. 2016-2017)	13,01,633.00
T. D. S. (F. Y. 2017-2018)	6,04,559.00
T. D. S. (F. Y. 2018-2019)	9,10,938.00
TOTAL	60,37,821.58

SCHEDULE - G TUTION FEE RECEIVABLE- DTE

PARTICULARS	AMOUNT 2018-19
TUTION FEE RECEIVABLE - 2016 - 17 DTE	-
TUTION FEE RECEIVABLE - 2017 - 18 DTE	-
TOTAL	-

SCHEDULE - H SPONSERSHIP AND OTHER RECEIVABLE

PARTICULARS	AMOUNT 2018-19
BCUD - GRANT RECEIVABLE	-
IMPETUS SPONSORSHIP RECEIVABLE INNOVATION 2017	1,74,000.00
PICT ACM SPONSORSHIP RECEIVABLE	36,000.00
SPORTS SPONSERSHIP	-
GRANT RECEIVABLE	1,03,031.00
OBC FREESHIP RECEIVABLE	2,83,669.00
TOTAL	5,96,700.00



SCHEDULE - I CASH AND BANK BALANCES

PARTICULARS	AMOUNT 2018-19
CASH ON HAND	49,726.00
B. O. M. SAVINGS A/C.	21,15,755.88
S. B. B. J. SAVINGS A/C	2,418.00
S. B. I. SAVINGS A/C.	28,436.53
S. B. I. CURRENT A/C.	36,867.50
B. O. I. SAVINGS A/C.	1,97,14,619.93
B. O. I. CURRENT A/C.	19,30,422.42
J. S. B. EXAM A/C	43,91,171.09
J. S. B. IEEE A/C	2,50,982.54
J. S. B. IMPETUS & CONCEPTS A/C	58,597.82
J. S. B. PLA A/C	1,34,275.64
J. S. B. SCHLOARSHIP A/C	93,510.51
J. S. B. SPORTS A/C	1,47,435.61
J. S. B. PICT STUDENT NSS UNIT A/C	34,534.00
J. S. B. STUDENT WELFARE COMMITTEE A/C	71,383.00
J. S. B. SAVING A/C	44,60,352.34
TOTAL	3,35,20,488.81



Schedule J - NOTES FORMING PART OF ACCOUNTS - 31.03.2019
PUNE INSTITUTE OF COMPUTER TECHNOLOGY [PICT]

1. Basis of preparation:-

PICT is a unit of Society for Computer Technology and Research [SCTR], a public charitable trust registered under the Bombay Public Trust Act, 1950 And the Societies Registration Act, 1860. The trust is engaged in imparting education in computer engineering and conducting research in related areas.

The standalone financial Statement of PICT is prepared to measure its performance. PICT follows the same set of accounting policies as followed by SCTR. These standalone financial statements should not be used in any manner to give an impression to meet the common financial information needs of a wide range of users. These financial statements are prepared for limited purposes of submission to Fee Regulating Authority under the Maharashtra Unaided Private Professional Educational Institutions (Regulation of Admissions and Fees) Act, 2015 for the purposes of determination of fees to be collected from students.

2. Significant Accounting Policies :

Income / Expenditure Recognition:

Income and Expenditure are generally accounted for on accrual basis except for those items with significant uncertainties.

ii) Fixed Assets :

Fixed Assets are stated at cost less depreciation

Fixed assets have been re-grouped during the year.

iii) Depreciation : the details are as given in notes to accounts

Depreciation is provided on "Written Down Value method" based on useful life of respective asset as estimated by management. The rates of depreciation are given in the notes to accounts

As per AS-28, Impairment of Assets, Fixed Assets are reviewed for impairment with reference to carrying cost compared to recoverable value and the effect of impairment, if any, is considered accordingly.

iv) Investments:

Investments are stated at cost. Investments are in the form of Time deposits with Scheduled Banks.

v) Retirement Benefits :

a. Short Term Employee Benefits:

All employee benefits payable within twelve months of rendering the service are classified as short term benefits. Such benefits include salaries and wages and the same are recognised in the period in which the employee renders the related service.



b. Post Employment Benefits:

i) Defined Contribution Plans:

The Trust has Defined Contribution Plans for post employment benefit in the form of Provident Fund / Pension Fund which are administered by the Regional Provident Fund Commissioner. Provident Fund / Pension Fund are classified as defined contribution plans as the trust has no further obligation beyond making contributions. The trust's contributions to defined contribution plans are charged to the Income & Expenditure Account as and when incurred.

Defined Benefit Plans:

Funded Plan:

The Trust has defined benefit plan for post employment benefit in the form of gratuity for the employees which are administered through Life Insurance Corporation of India. Liability for the said defined plan is provided on the basis of valuation as at the Balance Sheet date.

c. Leave Encashment

Employees are not entitled to encash un-availed leave balance.

3. Inter unit - infrastructure service charges and development fees

SCTR is the owner of all immovable properties, infrastructure, development and other assets and facilities at S. No. 27, Pune Satara road, Dhankawadi, Pune 411043. PICT is one of the educational units operated by SCTR for imparting education in computer engineering and conducting research in related areas.

PICT utilises part of these assets for conducting their activities and the relevant cost of all these assets is reflected in the separate books of account of PICT maintained for determining operating performance of the unit.


SCTR charges an infrastructure service charges of Rs. 200 Lacs and development fees of Rs. 139.85 Lacs for usage of above assets and facilities which is expensed to Income and Expenditure Account of PICT for determining excess of income above expenditure for each year.

The quantum of infrastructure service charges and / or development fees charged to PICT is solely determined by the Management of SCTR and accepted by the Auditors.

These infrastructure service charges and / or development fees have been eliminated on consolidation and do not have any effect on net surplus of the SCTR for the year.

4. General:

a) Accounting policies not specifically referred to above are consistent with generally accepted accounting principles.



- b) The income of the Trust is exempt from tax under section 10(23 C)(vi) as per the communication received from The Chief Commissioner of Income Tax, Pune vide No.CC-II/10(23 C)(vi)/5(34)/07-08/2968 DT. 11.01.2008.
- c) Investments include fixed deposits of Rs.21.50 lacs made at various times in terms of directions received from AICTE, Government of India and other statutory authorities. The use of these funds is restricted to specific purposes in terms of the above mentioned directions.
- d) Expenses of PICT have been incurred on the object of the trust and the same have accordingly been reflected in the annual accounts.
- e) Contingent Liability - Amount of Rs. 4.84 Lacs has been deposited with the High Court, Mumbai as deposit against claim by employee for back wages. The ultimate liability is not ascertainable at present.
- f) Previous year's figures have been regrouped wherever considered necessary to make them comparable with those of the current year.

This space has been left blank intentionally




Schedule J - NOTES FORMING PART OF ACCOUNTS - 31.03.2019


Particulars as at March 31 The methodology used in calculation	2019 Rs. Projected Unit Credit Method (PUC)	2018 Rs. Projected Unit Credit Method (PUC)
Pune Institute of Computer Technology		
Discount Rate	7.50%	7.70%
Salary Increase Rate (Salary Increase rate has been assumed keeping in view the inflation rate on long term basis.)	7.00%	7.00%
<u>Balance sheet items</u>		
Rate of Return on Plan Assets	7.80%	8.00%
Expected average remaining working lives of employees (years)	7.12	7.21
<hr/>		
Present Value of Obligation as at the end of the year	7,56,86,290	6,70,51,497
Fair Value of Plan Assets as at the end of the year	2,95,77,452	2,61,13,539
Break up of Present Value of obligation		
(a) Current Liability	4,61,08,838	4,09,37,958
(b) Non-Current Liability	2,95,77,452	2,61,13,539
Net asset/(liability) to be recognised in balance sheet	-4,61,08,838	-4,09,37,958
<u>Income and Expenditure Account</u>		
Current service Cost	72,48,639	1,06,93,921
Interest Cost	50,70,303	40,78,882
Expected return on plan assets	-21,03,818	-19,39,350
Actuarial (gain) / loss recognised in the period	-12,84,898	-1,00,00,013
Expenses recognised in the Income and Expenditure Account	89,30,226	97,87,667

Particulars	Rate of Depreciation
Building	10%
Electrical Installation & Vehicle	15%
Computer, Printers, Parts etc.	60%
Furniture Fixture And Related items	25%
Other Laboratory Equipment / Books	40%
Assets costing Rs. 5000/- and less	100%

Date:-
Place:- Pune

27 JUL 2019


R. S. Kothavale
Trustee


S. M. Sirsikar
Trustee



P. I. C. T.

2017 - 2018

PUNE INSTITUTE OF COMPUTER TECHNOLOGY

BALANCE SHEET AS AT 31ST MARCH, 2018

FUNDS AND LIABILITIES				ASSETS & PROPERTIES		
PARTICULARS		SCH	AMOUNT 2017-18	PARTICULARS	SCH	AMOUNT 2017-18
CHORDIA PRIZE FUND			7,000.00	FIXED ASSETS		
I.E.T. PRIZE FUND (JAL KHARAS PRIZE)			1,00,000.00	IMMOVABLE PROPERTY	C	4,90,65,199.01
				OTHER FIXED ASSETS	C	2,92,11,492.01
				INVESTMENTS		
OTHER LIABILITIES		E	4,79,15,727.13	FIXED DEPOSITS WITH BANKS		7,61,16,914.34
PROVISION FOR EXPENSES			3,40,893.00	CHORDIA PRIZE FUND INVESTMENT		7,000.00
				LATE JAL KHARAS-(IET) PRIZE FUND		1,07,428.00
				LOANS AND ADVANCES		
INTER INSTITUTIONAL BALANCE S.C.T.R.			11,65,72,291.66	PREPAID EXPENSES		17,57,324.30
				ADVANCE TO SUPPLIERS / STAFF		3,80,635.00
				DEPOSITS		
INCOME & EXPENDITURE A/C AS PER LAST BALANCE SHEET	11,10,43,402.80			MISCELLANEOUS DEPOSIT		1,500.00
				BACK WAGES DEPOSIT		4,84,025.00
ADD : SURPLUS FOR THE YEAR	3,88,01,213.12		14,98,44,615.92	RENT DEPOSIT		1,00,000.00
				OTHER RECEIVABLES		
				T. D. S.	F	51,26,883.58
				EXAM. EXPENSES RECEIVABLE FROM PUNE UNIVERSITY		33,93,752.00
				TUITION FEES RECEIVABLE- DTE (16-18)	G	76,999.72



			INTEREST ACCRUED			45,04,788.00	
			SPONSERSHIP RECEIVABLE		H	6,89,208.00	
			TUITION FEE RECEIVABLE			12,37,38,876.00	
			<u>INTER INSTITUTIONAL BALANCES</u>				
			PICT - STM			1,01,954.00	
			CASH AND BANK BALANCES		I	1,99,16,548.75	
			TOTAL RS.				
		31,47,80,527.71		TOTAL RS.		31,47,80,527.71	

FOR JOSHI AND SAHNEY
 CHARTERED ACCOUNTANTS
 Firm Registration No. 104359W

We hereby certify the above statement to be true and
 correct to the best of our knowledge and belief.
 PUNE INSTITUTE OF COMPUTER TECHNOLOGY

H.M. Joshi

H.M.JOSHI
 PARTNER
 Membership No. ~~013689~~

031689



R.S. Kothavale

R. S. Kothavale
 TRUSTEE

DATE : September 18, 2018

S.M. Sirsikar

S. M. Sirsikar
 TRUSTEE

PLACE : PUNE



PUNE INSTITUTE OF COMPUTER TECHNOLOGY


INCOME AND EXPENDITURE ACCOUNT FOR THE YEAR ENDED 31ST MARCH, 2018

EXPENDITURE			INCOME		
PARTICULARS	SCH	AMOUNT 2017-18	PARTICULARS	SCH	AMOUNT 2017-18
PAY AND ALLOWANCES			FEES		
TEACHING STAFF		16,37,62,428.00	TUTION FEE		26,07,89,743.00
NON TEACHING STAFF		2,80,24,289.00	DEVELOPMENT FEE		2,71,03,849.00
VISITING FACULTY		10,40,617.00	OTHER FEE		61,87,819.00
STAFF PROVIDENT FUND		58,41,816.00	INTEREST ON SAVINGS / FDR		1,04,04,099.00
GRATUITY PREMIUM PAID		28,63,109.00	OTHER INCOME	D	25,06,523.24
ASSETS WRITTEN OFF		33,927.00	EXCESS PROVISION WRITTEN BACK		1,67,64,908.00
INFRASTRUCTURE SERVICE CHARGES		1,80,00,000.00			
DEVELOPMENT FEE		1,35,51,925.00			
OFFICE EXPENSES	A	96,87,521.69			
OTHER EDUCATIONAL EXPENSES	B	2,32,88,331.20			



DEPRECIATION	C	1,88,61,764.23		
SUB TOTAL		28,49,55,728.12	SUB TOTAL	32,37,56,941.24
EXCESS OF INCOME OVER EXPS TRANSFERRED TO BALANCE SHEET		3,88,01,213.12		
TOTAL RS.		32,37,56,941.24	TOTAL RS.	32,37,56,941.24

FOR JOSHI AND SAHNEY
CHARTERED ACCOUNTANTS
Firm Registration No. 104359W




H.M.JOSHI
PARTNER
Membership No. 013689


031689



We hereby certify the above statement to be true and
correct to the best of our knowledge and belief.
PUNE INSTITUTE OF COMPUTER TECHNOLOGY




R. S. Kothavale
TRUSTEE



S. M. Sirsikar
TRUSTEE

DATE : September 18, 2018

PLACE : PUNE




SCHEDULE - E :- OTHER LIABILITIES

PARTICULARS	AMOUNT 2017-18
ARC PAYABLE	48,000.00
ANSWERSEHET & REVALUATION COPY FEE	1,05,560.00
COMPUTER SOCIETY OF INDIA (CSI) A/C	26,540.00
DTE PAYABLE	1,08,100.00
PICT - EDC CELL / ACM A/C/TEDx	1,56,322.03
ELIGIBILITY FEE	1,95,600.00
EXAMINATION FEE	5,90,777.85
EXAM EXPENSES PAYABLE TO STAFF	4,39,620.00
FREESHIP PAYABLE	1,82,576.00
GOI POST MATRIC FREESHIP / SCHOLARSHIP PAYABLE	17,10,513.00
GRATUITY PAYABLE	4,03,53,106.00
IET (Institution of Engineering & Technology)	1,25,558.00
IEEE EXPENSES	3,51,609.25
NET SALARY PAYABLE	1,14,353.00
PRIZE FUND INTEREST	12,683.00
PICT CUBER'S CLUB	18,705.00
RETENTION MONEY - ANITA CONSTRUCTIONS	71.00
SCHOLARSHIPS	5,59,485.00
CAP ROUND III SCHOLARSHIP PAYABLE	13,90,000.00
TUITION FEE REFUNDABLE - 2016 - 17	5,049.00
GRANT- BCUD RESEARCH - DR. NANDI K. C.	26,417.00
GRANT- BCUD RESEARCH - MUNDHE SHIVAJI	43,591.00
GRANT- BCUD RESEARCH - MUNOT MOUSAMI	25,998.00
GRANT- BCUD RESEARCH - SAPKAL NITEEN	5,675.00
GRANT- BCUD RESEARCH - VAIJAPURKAR VAIBHAV	8,524.00
GRANT- RGSTC RESEARCH - R SREEMATHY	10,73,210.00
GRANT- SPDP RESEARCH - MUNOT MOUSAMI	59,180.00
T.D.S. - CONTRACT	27,572.00
T.D.S. - PROFESSION	90,934.00
T.D.S. - SALARY	15,000.00
PMKVY	3,523.00
SECURITY DEPOSIT- KESHAV ENGG	41,875.00
TOTAL	4,79,15,727.13



(Handwritten Signature)



PARTICULARS	GROSS BLOCK AT COST			TOTAL AS ON 31.03.2018	RATE OF DEPRE.	DEPRECIATION			NET BLOCK		
	TOTAL AS ON 01.04.2017	ADDITIONS	DEDUCTIONS			TOTAL UPTO 01.04.2017	FOR THE YEAR	DEPRECIATION ACCUMULATE ON DEDUCTN	AS ON 31.03.2018	AS ON 31.03.2017	AS ON 31.03.2018
A.C. PLANT & MACHINES	3,33,895.00	-	-	3,33,895.00	100%	3,33,895	-	-	3,33,895.00	-	-
A.C. PLANT & MACHINES	1,56,004.00	-	-	1,56,004.00	40%	1,16,271	-	-	1,16,271.00	-	-
ACCOUNTS DEPT.-COMP.&PRINTER	1,79,520.00	-	-	1,79,520.00	60%	1,43,415	15,894.00	-	1,27,521.00	39,733.00	23,839.00
APPLIED MACHINES LAB- EQUIPMENTS	86,461.80	-	1,04,000.00	86,461.80	40%	86,332	21,663.00	1,03,042	64,669.00	36,105.00	13,484.00
APPLIED MACHINES LAB	1,744.00	-	-	1,744.00	100%	1,744	52.00	-	1,692.00	130.00	78.00
APPLIED SCIENCE DEPT.-EQUIPMENTS	27,89,971.00	-	-	27,89,971.00	40%	19,34,768	3,42,082.00	-	16,92,686.00	-	-
APPLIED SCIENCE DEPT.-COMP.& PRINTER	4,45,656.00	2,83,200.00	-	7,28,856.00	60%	2,23,209	1,34,649.00	-	985,557.00	8,55,203.00	5,13,121.00
APPLIED SCIENCE DEPT.	55,065.00	-	-	55,065.00	100%	55,065	-	-	55,065.00	2,22,447.00	3,70,998.00
BOOKS	89,33,752.00	1,18,771.00	-	90,52,523.00	40%	82,83,998	2,73,376.00	-	85,57,374.00	6,49,754.00	4,95,149.00
BOOKS - ME	4,75,486.00	22,649.00	-	4,98,135.00	40%	3,42,490	55,426.00	-	3,97,916.00	1,32,996.00	1,00,219.00
CAD / CAM LAB EQUIPMENT	76,667.60	8,000.00	-	84,667.60	40%	76,667.60	2,134.00	-	82,801.60	2,134.00	5,866.00
CAR - FORD - FIATA-6719	-	-	-	-	40%	-	12.00	-	-	-	16.00
CAR - MARUTI CIAZ - 1625, 1626	18,93,114.00	-	-	18,93,114.00	15%	3,04,082	2,38,355.00	-	16,54,759.00	15,89,032.00	13,50,677.00
CAMERA SET UP (STUDIO)	59,050.00	-	-	59,050.00	40%	1,968	22,833.00	-	56,082.00	57,082.00	34,249.00
CHEMISTRY LAB - EQUIPMENTS	1,83,341.00	-	-	1,83,341.00	40%	1,82,331	404.00	-	1,81,927.00	1,010.00	606.00
CHEMISTRY LAB - EQUIPMENTS	12,496.00	-	-	12,496.00	100%	12,496	-	-	12,496.00	-	-
CIVIL ENGINEERING LAB - EQUIPMENTS	2,57,301.69	-	-	2,57,301.69	40%	2,41,265	6,415.00	-	2,34,850.69	16,037.00	9,622.00
CIVIL ENGINEERING LAB - EQUIPMENTS	3,094.00	-	-	3,094.00	100%	3,094	-	-	3,094.00	-	-
CIVIL WORKS MISC. EQUIPMENTS	6,482.00	-	-	6,482.00	100%	6,482	-	-	6,482.00	-	-
COMMUNICATION LAB - EQUIPMENTS	4,15,738.00	-	-	4,15,738.00	40%	4,13,951	715.00	-	4,14,666.00	1,787.00	1,072.00
I.T. DEPT. - EQUIPMENTS	13,28,897.00	-	-	13,28,897.00	40%	11,02,511	90,555.14	-	11,93,066.14	2,26,386.13	1,35,830.99
I.T. DEPT. - COMP.& PRINTER	74,84,200.00	10,00,404.00	7,74,500.00	77,10,104.00	60%	62,56,960	7,86,365.20	7,69,281	64,87,034.80	12,27,240.20	14,36,060.00
I.T. DEPT. - EQUIPMENTS	5,16,850.00	15,056.00	-	5,31,906.00	100%	5,16,850	15,056.50	-	5,31,906.50	-	-
COMPUTER DEPT. -COMP. & PRINTER	1,85,62,008.60	7,78,800.00	14,12,335.00	1,79,28,473.60	60%	1,56,47,773	17,87,482.00	14,00,433	1,60,34,821.60	29,14,236.00	18,93,652.00
COMPUTER DEPT. EQUIPMENTS	12,36,505.00	1,47,146.00	-	13,83,651.00	40%	10,69,461	92,471.00	-	11,61,932.00	1,67,044.00	2,21,719.00
COMPUTER DEPT. EQUIPMENTS	6,39,535.00	29,500.00	-	6,69,035.00	100%	6,39,535	29,500.00	-	6,69,035.00	-	-
COMPUTER RES. CENTRE - COMPUTERS	4,83,000.00	-	-	4,83,000.00	60%	2,99,460	1,10,124.00	-	4,09,584.00	1,83,540.00	73,416.00
DRAWING OFFICE STATIONER	8,090.00	-	-	8,090.00	100%	8,090	-	-	8,090.00	-	-
E & T. C. LAB - EQUIPMENTS	2,48,03,111.70	4,80,976.00	-	2,52,84,087.70	40%	2,10,81,209	15,55,389.00	-	2,26,36,597.70	37,21,903.00	1,26,47,490.00
E & T. C. LAB - COMP.& PRINTER	44,50,111.00	-	-	44,50,111.00	60%	26,12,257	11,02,713.00	16,78,128	20,36,842.00	18,37,854.00	7,21,963.00
E & T. C. LAB - EQUIPMENTS	7,35,440.00	41,173.00	16,91,306.00	7,76,613.00	100%	7,76,613.00	-	-	7,76,613.00	-	-
E & TC RESEARCH CENTRE - COMPUTERS	2,41,500.00	-	-	2,41,500.00	60%	1,49,730	55,062.00	-	2,04,792.00	91,770.00	36,708.00
ELEC.FITTINGS NEW W /SHOP	29,495.00	-	-	29,495.00	15%	28,887	92.00	-	28,979.00	608.00	516.00
ELECTRICAL LAB EQUIPMENTS	11,43,715.00	-	-	11,43,715.00	40%	11,39,610	1,642.00	-	11,41,252.00	4,105.00	2,463.00
ELECTRICAL LAB EQUIPMENTS	40,321.00	-	-	40,321.00	100%	40,321	-	-	40,321.00	-	-
ELECTRICAL FANS	36,750.56	-	-	36,750.56	15%	35,411	201.00	-	35,612.56	1,340.00	1,139.00
ELECTRICAL FANS	5,07,966.00	34,518.00	-	5,42,484.00	100%	5,42,484.00	-	-	5,42,484.00	-	-
ELECTRIC KETTLE	2,261.00	-	-	2,261.00	100%	2,261	-	-	2,261.00	-	-
ELECTRONICS LAB - EQUIPMENTS	19,01,063.65	-	-	19,01,063.65	40%	19,00,991	30.00	-	19,01,021.65	73.00	43.00
EPABX SYSTEMS	3,45,800.00	-	-	3,45,800.00	40%	3,45,070	292.00	-	3,45,362.00	730.00	438.00
EPABX SYSTEMS	25,650.00	-	-	25,650.00	100%	25,650	-	-	25,650.00	-	-
EQUIP. COMPUTER LAB	23,43,436.00	-	-	23,43,436.00	60%	23,43,436	-	-	23,43,436.00	-	-
EQUIPMENTS - CULTURAL ACTIVITY	9,20,568.00	1,39,240.00	-	10,59,808.00	40%	4,26,886	2,06,756.00	-	6,33,052.00	4,93,682.00	4,26,166.00
EQUIPMENTS - CULTURAL ACTIVITY	-	10,400.00	-	10,400.00	100%	10,400.00	-	-	10,400.00	-	-
EQUIP.ADMINISTRATION	16,640.00	-	-	16,640.00	40%	16,640	-	-	16,640.00	-	-
EQUIPMENTS	96,188.00	-	-	96,188.00	40%	96,188	-	-	96,188.00	-	-
EQUIPMENTS - IEEE	2,32,340.00	-	2,32,340.00	-	60%	2,30,981	816.00	2,31,797	-	1,359.00	-
EQUIPMENTS - IEEE	1,900.00	-	-	1,900.00	100%	1,900	-	-	1,900.00	-	-
TOTAL A C/F	8,44,98,181.60	31,09,833.00	42,14,481.00	8,33,93,533.60		7,00,24,966.77	70,34,647.84	41,82,681	7,28,76,933.62	1,44,73,214.33	1,05,16,599.99



[Signature]
Page 6 of 14

PARTICULARS	GROSS BLOCK AT COST				RATE OF DEPRE.	DEPRECIATION			NET BLOCK		
	AS ON 01.04.2017	ADDITIONS	DEDUCTIONS	TOTAL AS ON 31.03.2018		AS ON 01.04.2017	FOR THE YEAR	ACCUMULATE ON DEDUCTN	TOTAL UPTO 31.03.2018	AS ON 31.03.2017	AS ON 31.03.2018
TOTAL A B / F	8,44,98,181.60	31,09,833.00	42,14,481.00	8,33,93,533.60		7,00,24,966.77	70,34,647.84	41,82,681.00	7,28,76,933.62	1,44,73,214.33	1,05,16,599.99
EQUIPMENT SPORTS	36,589.00	-	-	36,589.00	40%	34,124	986.00	-	35,110.00	2,465.00	1,479.00
EQUIPMENT SPORTS	2,661.00	-	-	2,661.00	100%	2,661	-	-	2,661.00	-	-
TRAINING & PLACEMENT - EQUIPMENTS	35,492.80	-	-	35,492.80	40%	35,447	18.00	-	35,464.80	46.00	28.00
TRAINING & PLACEMENT - COMP & PRINTER	29,397.00	-	-	29,397.00	60%	29,374	14.00	-	29,388.00	23.00	9.00
EQUIP. TRAINING & PLACEMENT	13,500.00	-	-	13,500.00	100%	13,500	-	-	13,500.00	-	-
FIRE EXTINGUISHER	56,236.00	-	-	56,236.00	100%	56,236	-	-	56,236.00	-	-
FIXTURES & FITTINGS	8,695.00	-	-	8,695.00	100%	8,695	-	-	8,695.00	-	-
FURNITURE TRAINING BLOCK	3,26,23,423.87	14,10,272.00	-	3,40,33,695.87	25%	2,05,90,172	30,92,176.99	-	2,36,82,348.87	1,20,33,251.99	1,03,51,347.00
FURNITURE TRAINING BLOCK	24,31,142.15	-	-	24,31,142.15	100%	24,31,142	-	-	24,31,142.15	-	-
GENERATOR SET	19,70,778.60	-	-	19,70,778.60	40%	18,89,564	32,486.00	-	19,22,049.60	81,215.00	48,729.00
GYMNASIUM EQUIPMENTS	6,28,380.00	-	-	6,28,380.00	40%	5,37,430	36,380.00	-	5,73,810.00	90,950.00	54,570.00
INDUCTION COOK TOP	2,649.00	-	-	2,649.00	100%	2,649	-	-	2,649.00	-	-
INSTRUMENTATION - EQUIPMENTS	8,74,121.05	-	-	8,74,121.05	40%	8,73,885	95.00	-	8,73,980.05	236.00	141.00
INTERNET LAB EQUIPMENTS	69,016.00	-	-	69,016.00	40%	68,347	268.00	-	68,615.00	669.00	401.00
INTERNET LAB EQUIPMENTS	78,640.00	-	-	78,640.00	60%	78,637	2.00	-	78,639.00	3.00	1.00
LIBRARY EQUIPMENTS	6,08,290.00	84,960.00	1,28,200.00	5,65,050.00	60%	5,47,732	40,583.00	1,26,953	4,61,362.00	60,558.00	1,03,688.00
LIBRARY EQUIPMENTS	15,555.00	-	-	15,555.00	100%	15,555	-	-	15,555.00	-	-
MAINTENANCE LAB EQUIPMENT	51,017.70	-	-	51,017.70	40%	51,018	-	-	51,017.70	-	-
ME (COMP) DEPT. - COMP. & PRINTER	10,68,878.00	-	-	10,68,878.00	60%	8,85,784	1,09,857.40	-	9,95,641.00	1,83,094.40	73,237.00
ME (COMP) DEPT. EQUIPMENTS	4,19,510.00	-	-	4,19,510.00	40%	4,03,640	6,348.00	-	4,09,988.00	15,870.00	9,522.00
ME (COMP) DEPT. EQUIPMENTS	20,866.00	-	-	20,866.00	100%	20,866	-	-	20,866.00	-	-
ME (E & TC) DEPT. - EQUIPMENTS	7,25,194.00	-	-	7,25,194.00	40%	5,71,106	61,636.00	-	6,32,742.00	1,54,088.00	92,452.00
ME (IT) DEPT. COMP. & PRINTER	16,05,553.00	-	6,400.00	15,99,153.00	60%	15,28,748	46,083.00	6,354	15,68,477.00	76,805.00	30,676.00
MECHANICAL DEPT. EQUIPMENTS	65,371.00	-	-	65,371.00	40%	65,371	-	-	65,371.00	-	-
MECHANICAL DEPARTMENT - EQUIPMENTS	81,838.00	-	-	81,838.00	40%	75,474	2,546.00	-	78,020.00	6,364.00	3,818.00
MICROPROCESSOR LAB- EQUIPMENTS	1,34,729.00	-	-	1,34,729.00	40%	1,34,673	23.00	-	1,34,696.00	56.00	33.00
MISCELLANIOUS LABORATORY - EQUIP.	5,135.30	-	-	5,135.30	40%	5,135	-	-	5,135.30	-	-
MULTI - MEDIA EQUIPMENT	1,77,355.00	-	-	1,77,355.00	40%	1,77,355	-	-	1,77,355.00	-	-
NETWORK SYSTEMS	48,46,247.00	-	-	48,46,247.00	40%	42,74,481	2,28,707.00	-	45,03,188.00	5,71,766.00	3,43,059.00
NETWORK SYSTEMS	6,70,227.00	-	-	6,70,227.00	60%	5,42,640	76,553.00	-	6,19,193.00	1,27,587.00	51,034.00
NETWORK SYSTEMS	3,600.00	-	-	3,600.00	100%	3,600	-	-	3,600.00	-	-
OFFICE EQUIPMENT	2,54,333.00	-	-	2,54,333.00	40%	1,91,312	25,208.00	-	2,16,520.00	63,020.00	37,813.00
OFFICE EQUIPMENT - COMP. & PRINTER	10,19,745.00	-	98,500.00	9,21,245.00	60%	4,57,755	3,37,194.00	97,666	6,97,283.00	5,61,990.00	2,23,962.00
OFFICE EQUIPMENT	42,150.00	-	-	42,150.00	100%	42,150	-	-	42,150.00	-	-
OVER HEAD PROJECTOR	8,170.00	9,34,400.00	-	9,42,570.00	40%	8,170	31,147.00	-	39,317.00	-	9,03,253.00
OTHER EQUIPMENTS (common)	-	2,49,216.00	-	2,49,216.00	40%	-	8,308.00	-	8,308.00	-	2,40,908.00
OTHER EQUIPMENTS (computers- common)	-	16,57,216.00	-	16,57,216.00	60%	-	82,861.00	-	82,861.00	-	15,74,355.00
OTHER EQUIPMENTS (common)	-	30,975.00	-	30,975.00	100%	-	30,975.00	-	30,975.00	-	-
P. A. SYSTEM	60,250.00	-	-	60,250.00	40%	57,533	1,087.00	-	58,620.00	2,717.00	1,630.00
PHYSICS LAB - EQUIPMENTS	2,37,814.35	-	-	2,37,814.35	40%	2,34,425	1,356.00	-	2,35,781.35	3,389.00	2,033.00
PHYSICS LAB - EQUIPMENTS	8,004.00	-	-	8,004.00	100%	8,004	-	-	8,004.00	-	-
PROJECT LAB EQUIPMENTS	14,477.75	-	-	14,477.75	40%	14,478	-	-	14,477.75	-	-
PROJECT LAB EQUIPMENTS	1,350.00	-	-	1,350.00	100%	1,350	-	-	1,350.00	-	-
R & D LAB EQUIPMENTS	6,42,797.54	-	-	6,42,797.54	40%	5,59,264	33,414.00	-	5,92,677.54	83,534.00	50,120.00
R & D LAB - COMP. & PRINTER	1,40,400.00	12,05,016.00	-	13,45,416.00	60%	1,34,936	63,529.00	-	1,98,465.00	5,464.00	11,46,951.00
R & D LAB EQUIPMENTS	3,098.00	-	-	3,098.00	100%	3,098	-	-	3,098.00	-	-
TOTAL A C / F	13,62,90,858.71	86,81,888.00	44,47,581.00	14,05,25,165.71	28.45	10,76,92,481.48	1,13,84,489.23	44,13,654	11,46,63,316.72	2,85,98,375.72	2,58,61,849.00

Note : Assets written off for Computers of all departments @60% for purchased in 2011-12



SCHEDULE - C

PUNE INSTITUTE OF COMPUTER TECHNOLOGY
FIXED ASSETS AS AT 31.03.2018


SCHEDULE - C

PARTICULARS	GROSS BLOCK AT COST				RATE OF DEPRE.	DEPRECIATION				NET BLOCK	
	AS ON 01.04.2017	ADDITIONS	DEDUCTIONS	TOTAL AS ON 31.03.2018		AS ON 01.04.2017	FOR THE YEAR	ACCUMULATE ON DEDUCTN	TOTAL UPTO 31.03.2018	AS ON 31.03.2017	AS ON 31.03.2018
TOTAL A B / F	13,62,90,858.71	86,81,888.00	44,47,581.00	14,05,25,165.71		10,76,92,481	1,13,84,489.23	44,13,654	11,46,63,316.72	2,85,98,375.72	2,58,61,849.00
SANITARY VENDING MACHINE	66,815.00	-	-	66,815.00	40%	9,031	23,114.00	-	32,145.00	57,784.00	34,670.00
C.C. TV SYSTEM	8,77,762.00	1,01,271.00	-	9,79,033.00	40%	3,89,677	2,17,505.00	-	6,07,182.00	4,88,085.00	3,71,851.00
T.V. SET	2,79,808.00	-	-	2,79,808.00	40%	2,04,260	30,220.00	-	2,34,480.00	75,548.00	45,328.00
T.V. SET	4,550.00	-	-	4,550.00	100%	4,550	-	-	4,550.00	-	-
TELEPHONE MOBILE	-	5,379.00	-	5,379.00	40%	-	359.00	-	359.00	-	5,020.00
TELEPHONE EQUIP. - MOBILE	58,450.00	12,390.00	-	70,840.00	40%	50,999	4,633.00	-	55,632.00	7,451.00	15,208.00
TELEPHONE EQUIP. - I-PAD	14,016.00	-	-	14,016.00	60%	8,970	3,028.00	-	11,998.00	5,046.00	2,018.00
TELEPHONE EQUIP. - MOBILE - (COMP. LAB)	10,000.00	-	-	10,000.00	40%	667	3,734.00	-	4,401.00	9,333.00	5,599.00
TELEPHONE EQUIP. - MOBILE - (EXAM ROOM)	4,550.00	-	-	4,550.00	100%	4,550	-	-	4,550.00	-	-
U. P. SYSTEMS	35,05,723.00	-	-	35,05,723.00	40%	23,43,664	4,64,824.00	-	28,08,488.00	11,62,059.00	6,97,235.00
U. P. SYSTEMS	1,16,699.00	-	-	1,16,699.00	100%	1,16,699	-	-	1,16,699.00	-	-
VEDNING MACHINE - (TEA / COFFEE)	39,416.00	-	-	39,416.00	40%	7,425	12,797.00	-	20,222.00	31,991.00	19,194.00
VIDEO CONFERENCING SYSTEM	15,98,703.00	6,50,000.00	-	22,48,703.00	40%	8,27,454	3,68,500.00	-	11,95,954.00	7,71,249.00	10,52,749.00
WORK SHOP - EQUIPMENTS	3,34,525.00	-	-	3,34,525.00	40%	3,07,131	10,958.00	-	3,18,089.00	27,394.00	16,436.00
WORK SHOP - EQUIPMENTS	22,782.00	-	-	22,782.00	100%	22,782	-	-	22,782.00	-	-
WASHING MACHINE	26,490.00	-	-	26,490.00	40%	25,048	577.00	-	25,625.00	1,442.00	865.00
WATER COOLER	29,749.04	-	-	29,749.04	100%	29,749	-	-	29,749.04	-	-
WATER COOLER	2,24,663.00	25,000.00	-	2,49,663.00	40%	1,16,313	47,507.00	-	1,63,820.00	1,08,350.00	85,843.00
WATER HEATER	5,390.00	-	-	5,390.00	40%	5,097	118.00	-	5,215.00	293.00	175.00
WATER PURIFIRE	36,800.00	-	-	36,800.00	40%	10,590	10,484.00	-	21,074.00	26,210.00	15,726.00
XEROX MACHINE	90,000.00	-	-	90,000.00	40%	71,208	7,517.00	-	78,725.00	18,792.00	11,275.00
TOTAL A	14,36,37,749.75	94,75,928.00	44,47,581.00	14,86,66,096.75		11,22,48,345.51	1,25,90,364.23	44,13,654.00	12,04,25,055.76	3,13,89,402.72	2,82,41,041.00

SCHEDULE - C

FIXED ASSETS AS AT 31.03.2018

PARTICULARS	GROSS BLOCK AT COST				RATE OF DEPRE.	DEPRECIATION				NET BLOCK	
	AS ON 01.04.2017	ADDITIONS	DEDUCTIONS	TOTAL AS ON 31.03.2018		AS ON 01.04.2017	FOR THE YEAR	ACCUMULATE ON DEDUCTN	TOTAL UPTO 31.03.2018	AS ON 31.03.2017	AS ON 31.03.2018
INTANGIBLE ASSETS											
SOFTWARE - ME - E & TC	3,40,000.00	-	-	3,40,000.00	60%	68,000	1,63,200.00	-	2,31,200.00	2,72,000.00	1,08,800.00
SOFTWARE	56,37,858.43	-	-	56,37,858.43	60%	55,17,858	72,000.00	-	55,89,858.43	1,20,000.00	48,000.00
SOFTWARE (Anti Virus-For 3 Yrs)**	11,022.00	-	-	11,022.00	60%	2,204	5,291.00	-	7,495.00	8,818.00	3,527.00
SOFTWARE - E & TC	20,01,500.00	7,34,550.00	-	27,36,050.00	60%	19,86,982	45,439.00	-	20,32,421.00	14,518.00	7,03,629.00
SOFTWARE - E-LEARNING	-	-	-	-	60%	-	-	-	-	-	-
SOFTWARE - R & D	-	1,12,100.00	-	1,12,100.00	60%	-	5,605.00	-	5,605.00	-	1,06,495.00
TOTAL B	79,90,380.43	8,46,650.00	-	87,24,930.43		75,75,044	2,91,535.00	-	78,60,974.43	4,15,336.00	9,70,451.00
TOTAL A + B	15,16,28,130.18	1,03,22,578.00	44,47,581.00	15,73,91,027.18		11,98,23,389.94	1,28,81,899.23	44,13,654.00	12,82,86,030.19	3,18,04,738.72	2,92,11,492.01



Amul

SCHEDULE - C

PUNE INSTITUTE OF COMPUTER TECHNOLOGY

IMMOVABLE PROPERTY - AS AT 31.03.2018

SCHEDULE - C

PARTICULARS	GROSS BLOCK AT COST			TOTAL AS ON 31.03.2018	RATE OF DEPRE.	DEPRECIATION			NET BLOCK		
	AS ON 01.04.17	ADDITIONS	DEDUCTIONS			AS ON 01.04.2017	FOR THE YEAR	ACCUMULATE ON DEDUCTN	TOTAL UPTO 31.03.2018	AS ON 31.03.2017	AS ON 31.03.2018
LIBRARY SET UP - CIVIL WORK	9,54,350.00	-	-	9,54,350.00	15%	8,66,080	13,241.00	-	8,79,321.00	88,270.00	75,029.00
LIBRARY SET UP - FURNITURE	14,33,846.00	-	-	14,33,846.00	25%	14,10,853	5,748.00	-	14,16,601.00	22,993.00	17,245.00
LIBRARY SET UP - ELECTRICAL	4,11,086.00	-	-	4,11,086.00	10%	3,23,311	8,778.00	-	3,32,089.00	87,775.00	78,997.00
LIBRARY SET UP - OTHER	81,292.90	-	-	81,292.90	15%	73,774	1,128.00	-	74,901.90	7,519.00	6,391.00
BUILDING - LIBRARY 1ST & 2ND FLR.	67,11,644.00	-	-	67,11,644.00	10%	39,79,463	2,73,219.00	-	42,52,682.00	27,32,181.00	24,58,962.00
BUILDING - LIBRARY 3RD & 4TH FLR.	60,47,465.50	-	-	60,47,465.50	10%	31,39,169	2,90,830.00	-	34,29,999.50	29,08,296.00	26,17,466.00
BUILDING - E & TC - 3 & 4TH FLOOR	2,03,54,429.50	-	-	2,03,54,429.50	10%	1,20,10,997	8,34,344.00	-	1,28,45,341.50	83,43,432.00	75,09,088.00
BUILDING - EXTN. TO "H" (FE BLDG.)	3,23,47,789.00	-	-	3,23,47,789.00	10%	5,39,130	31,80,866.00	-	37,19,996.00	3,18,08,659.00	2,86,27,793.00
ELEVATOR - (LIFT) - COMP BLDG.	9,74,846.00	60,320.00	-	10,35,166.00	10%	3,45,910	68,926.00	-	4,14,836.00	6,28,936.00	6,20,330.00
ELEVATOR - (LIFT) - E & TC BLDG.	15,42,241.00	60,320.00	-	16,02,561.00	10%	5,72,538	1,03,003.00	-	6,75,541.00	9,69,703.00	9,27,020.00
ELEVATOR - (LIFT) - 'H' BLDG.	12,03,401.00	-	-	12,03,401.00	10%	1,20,340	1,08,306.00	-	2,28,646.00	10,83,061.00	9,74,755.00
FIRE FIGHTING SYSTEM	2,46,044.00	-	-	2,46,044.00	40%	45,401	80,258.00	-	1,25,659.00	2,00,643.00	1,20,385.00
FIRE HYDRANT SYSTEM	5,07,130.00	-	-	5,07,130.00	40%	4,67,696	15,774.00	-	4,83,470.00	39,434.00	23,660.00
WATER TANK FOR FIRE HYDRANT	2,61,632.00	-	-	2,61,632.00	15%	1,00,285	24,203.00	-	1,24,488.00	1,61,347.00	1,37,144.00
RAIN WATER HARVESTING SYSTEM	93,431.00	-	-	93,431.00	40%	20,489	29,177.00	-	49,666.00	72,942.00	43,765.00
ELECTRICAL INSTALLATION	79,10,131.00	23,48,326.00	21,35,808.00	81,22,649.00	15%	28,10,131	7,67,656.00	-	35,77,787.00	51,00,000.00	45,44,862.00
VERMICULTURE UNIT	37,312.00	-	-	37,312.00	15%	4,197	4,968.00	-	9,165.00	33,115.00	28,147.00
SOLAR SYSTEM - F BLDG	-	4,23,600.00	-	4,23,600.00	40%	-	1,69,440.00	-	1,69,440.00	-	2,54,160.00
ELEVATOR-(LIFT)-NEW GIRLS HOSTEL	-	3,42,000.00	-	-	-	-	-	22,80,000	-	19,38,000.00	-
TOTAL C	8,11,18,070.90	32,34,566.00	21,35,808.00	8,18,74,828.90		2,68,29,764.89	59,79,865.00	22,80,000.00	3,28,09,629.89	5,62,26,306.01	4,90,65,199.01
GRAND TOTAL							1,88,61,764.23			4,90,65,199.01	5,50,45,064.00



Handwritten signature



SCHEDULE - F OTHER RECEIVABLES - TDS


PARTICULARS	AMOUNT 2017-18
T. D. S. (F. Y. 2006-2007)	4,33,539.05
T. D. S. (F. Y. 2007-2008)	7,33,849.28
T. D. S. (F. Y. 2009-2010)	5,32,483.00
T. D. S. (F. Y. 2010-2011)	1,27,470.20
T. D. S. (F. Y. 2011-2012)	2,69,970.05
T. D. S. (F. Y. 2013-2014)	75,900.00
T. D. S. (F. Y. 2014-2015)	40,437.00
T. D. S. (F. Y. 2015-2016)	10,07,043.00
T. D. S. (F. Y. 2016-2017)	13,01,633.00
T. D. S. (F. Y. 2017-2018)	6,04,559.00
TOTAL	51,26,883.58

SCHEDULE - G TUTION FEE RECEIVABLE- DTE

PARTICULARS	AMOUNT 2017-18
TUTION FEE RECEIVABLE - 2016 - 17 DTE	24,999.72
TUTION FEE RECEIVABLE - 2017 - 18 DTE	52,000.00
TOTAL	76,999.72

SCHEDULE - H SPONSERSHIP AND OTHER RECEIVABLE


PARTICULARS	AMOUNT 2017-18
BCUD - GRANT RECEIVABLE	7,528.00
IMPETUS SPONSORSHIP RECEIVABLE	1,93,628.00
INNOVATION 2017	75,867.00
SPORTS SPONSERSHIP	78,500.00
AICTE-GRANT RECEIVABLE- DR MUNOT MOUSAMI	20,238.00
OBC FREESHIP RECEIVABLE	3,13,447.00
TOTAL	6,89,208.00



[Handwritten signature]

SCHEDULE - I CASH AND BANK BALANCES

PARTICULARS	AMOUNT 2017-18
CASH ON HAND	1,29,510.00
B. O. M. SAVINGS A/C.	18,03,035.00
S. B. B. J. SAVINGS A/C	2,334.00
S. B. I. SAVINGS A/C.	51,917.53
S. B. I. CURRENT A/C.	87,516.50
B. O. I. SAVINGS A/C.	68,55,339.11
B. O. I. CURRENT A/C.	19,30,422.42
J. S. B. EXAM A/C	36,09,464.85
J. S. B. IEEE A/C	3,67,946.54
J. S. B. IMPETUS & CONCEPTS A/C	4,53,768.54
J. S. B. PLA A/C	1,29,676.64
J. S. B. SCHLOARSHIP A/C	90,307.51
J. S. B. SPORTS A/C	1,92,607.61
J. S. B. PICT STUDENT NSS UNIT A/C	52,418.00
J. S. B. STUDENT WELFARE COMMITTEE A/C	74,395.00
J. S. B. SAVING A/C	40,85,889.50
TOTAL	1,99,16,548.75



(Handwritten signature)


SCHEDULE - A :- OFFICE EXPENSES

PARTICULARS	AMOUNT 2017-18
ADVERTISEMENT EXPS.	88,104.00
BANK CHARGES	18,708.40
DRIVER'S WAGES	1,78,000.00
FACILITY MANAGEMENT SERVICE	12,70,160.00
GUEST EXPENSES	84,266.00
HONORARIUM	1,79,650.00
INSURANCE	1,00,918.00
LEGAL EXPENSES	1,14,690.00
LOCAL CONVEYANCE	1,74,382.00
MEMBERSHIP / SUBSCRIPTION FEES	52,510.75
MISCELLANEOUS EXPENSES	75,338.00
POSTAGE & COURIER	876.00
PRINTING & STATIONERY	5,91,388.00
PROFESSIONAL FEES	20,43,317.00
PROCESSING FEE - FRA / ADMISSION REGULATING AUTHORITY	6,58,295.54
BUILDING RENT	4,22,550.00
REPAIRS & MAINTENANCE	33,06,896.00
STAFF WELFARE EXPENSES	17,449.00
TELEPHONE EXPENSES	1,28,104.00
TRAVELLING EXPS	39,907.00
XEROXING	1,42,012.00
TOTAL	96,87,521.69




SCHEDULE - B :- EDUCATIONAL EXPENSES

PARTICULARS	AMOUNT 2017-18
ACCOUNTS CONSUMABLES	11,832.00
APPLIED SCIENCE CONSUMABLES	4,31,549.00
R & D CONSUMABLES	44,275.00
COMPUTER LAB CONSUMABLES	2,09,485.00
E & TC LAB CONSUMABLES	2,69,409.00
I.T. DEPT. CONSUMABLES	53,083.20
OFFICE CONSUMABLES	65,317.00
WORK SHOP CONSUMABLES	59,598.00
NETWORK CONSUMABLES	1,23,011.00
AFFILIATION FEE	1,36,200.00
AICTE / DTE EXPENSES	5,90,300.00
PICT-YOU TUBE / MUN EXPS.	65,933.00
CONVOCATION EXPENSES	88,654.00
DIESEL FOR GENERATOR	1,45,627.00
ELECTRICITY CHARGES	51,34,320.00
TUTION FEE CONCESSION	25,000.00
INTERNATIONAL JOURNALS (E-JOURNALS), Digital Library	11,66,612.00
INTERNET CHARGES	10,39,101.00
LIBRARY EXPs./ NEWSPAPERS & PERIODICALS / Book Binding	86,880.00
NAAC COMMITTEE EXPENSES	6,34,110.00
NATIONAL JOURNALS & SUBSCRIPTION	44,712.00
P.M.C. TAX	23,73,836.00
PLACEMENT ACTIVITIES	64,657.00
PRACTICAL EXPENSES (INDUSTRIAL VISIT & ROBOCON)	1,68,199.00
SEMINARS / WORKSHOPS / SHORT TERM COURSE	7,75,498.00
SECURITY HOUSE KEEPING CHARGES	67,41,838.00
SOFTWARE UPGRADATION CHARGES	3,16,298.00
SPORTS EXPS	3,42,416.00
STAFF SELECTION EXPENSES	2,33,079.00
STUDENTS CULTURAL ACTIVITIES	7,23,739.00
STUDENT TRAINING	1,59,850.00
STUDENTS UNIVERSITY EXPS..	5,43,857.00
STUDENTS AWARDS	60,000.00
WATER CHARGES	3,40,468.00
WEBSITE EXPENSES	11,304.00
NSS EXPENSES	8,284.00
TOTAL	2,32,88,331.20





Primal



SCHEDULE - D :- OTHER INCOME

PARTICULARS	AMOUNT 2017-18
FINE FROM STUDENTS	4,26,199.00
MISCELLANEOUS RECEIPTS	5,55,847.19
AMOUNT WRITTEN BACK	43,433.00
NOTICE PAY	1,66,123.00
SALE OF FORMS,NEWS PAPERS & SCRAP	1,21,900.00
TRANSCRIPT CHARGES	62,700.00
EXAM INCOME - MAY & DEC-2017	4,87,160.00
IMPETUS & CONCEPTS - 2017-18	4,33,331.05
STUDENT WELFARE	10,471.00
SEMINAR AND WORKSHOP CONDUCTING	1,99,359.00
TOTAL	25,06,523.24



(Handwritten Signature)

PUNE INSTITUTE OF COMPUTER TECHNOLOGY [PICT]
NOTES FORMING PART OF ACCOUNTS - 31.03.2018

1. Basis of preparation:-

PICT is a unit of Society for Computer Technology and Research [SCTR], a public charitable trust registered under the Bombay Public Trust Act, 1950 And the Societies Registration Act, 1860. The trust is engaged in imparting education in computer engineering and conducting research in related areas.


The standalone financial Statement of PICT is prepared to measure its performance. PICT follows the same set of accounting policies as followed by SCTR. These standalone financial statements should not be used in any manner to give an impression to meet the common financial information needs of a wide range of users. These financial statements are prepared for limited purposes of submission to Fee Regulating Authority under the Maharashtra Unaided Private Professional Educational Institutions (Regulation of Admissions and Fees) Act, 2015 for the purposes of determination of fees to be collected from students.

2. Significant Accounting Policies :

- i) **Income / Expenditure Recognition:**
Income and Expenditure are generally accounted for on accrual basis except for those items with significant uncertainties.
- ii) **Fixed Assets :**
Fixed Assets are stated at cost less depreciation
- iii) **Depreciation :**

Depreciation is provided on "Written Down Value method" based on useful life of respective asset as estimated by management. The rates of depreciation are given below:

Particulars	Rate of Depreciation
Building	10%
Electrical Installation & Vehicle	15%
Computer, Printers, Parts etc.	60%
Furniture Fixture And Related items	25%
Other Laboratory Equipment / Books	40%
Assets costing Rs. 5000/- and less	100%



As per AS-28, Impairment of Assets, Fixed Assets are reviewed for impairment with reference to carrying cost compared to recoverable value and the effect of impairment, if any, is considered accordingly.

iv) Investments:

Investments are stated at cost. Investments are in the form of Time deposits with Scheduled Banks.

v) Retirement Benefits :

a. Short Term Employee Benefits:

All employee benefits payable within twelve months of rendering the service are classified as short term benefits. Such benefits include salaries and wages and the same are recognised in the period in which the employee renders the related service.

b. Post Employment Benefits:

i) Defined Contribution Plans:

The Trust has Defined Contribution Plans for post employment benefit in the form of Provident Fund / Pension Fund which are administered by the Regional Provident Fund Commissioner. Provident Fund / Pension Fund are classified as defined contribution plans as the trust has no further obligation beyond making contributions. The trust's contributions to defined contribution plans are charged to the Income & Expenditure Account as and when incurred.

ii) Defined Benefit Plans:

Funded Plan:

The Trust has defined benefit plan for post employment benefit in the form of gratuity for the employees which are administered through Life Insurance Corporation of India. Liability for the said defined plan is provided on the basis of valuation as at the Balance Sheet date.

c. Leave Encashment


Employees are not entitled to encash un-availed leave balance.

3. Inter unit – infrastructure service charges and development fees

SCTR is the owner of all immovable properties, infrastructure, development and other assets and facilities at S. No. 27, Pune Satara road, Dhankawadi, Pune 411043. PICT is one of the educational units operated by SCTR for imparting education in computer engineering and conducting research in related areas.

PICT utilises part of these assets for conducting their activities and the relevant cost of all these assets is reflected in the separate books of account of PICT maintained for determining operating performance of the unit.

SCTR charges an infrastructure service charges of Rs. 180 Lacs and development fees of Rs. 135.51 Lacs for usage of above assets and facilities which is expensed to Income and Expenditure Account of PICT for determining excess of income above expenditure for each year.



The quantum of infrastructure service charges and / or development fees charged to PICT is solely determined by the Management of SCTR and accepted by the Auditors.

These infrastructure service charges and / or development fees have been eliminated on consolidation and do not have any effect on net surplus of the SCTR for the year.

4. General:

- a) Accounting policies not specifically referred to above are consistent with generally accepted accounting principles.
- b) The income of the Trust is exempt from tax under section 10(23 C)(vi) as per the communication received from The Chief Commissioner of Income Tax, Pune vide No.CC-II/10(23 C)(vi)/5(34)/07-08/2968 DT. 11.01.2008.
- c) Investments include fixed deposits of Rs.21.50 lacs made at various times in terms of directions received from AICTE, Government of India and other statutory authorities. The use of these funds is restricted to specific purposes in terms of the above mentioned directions.
- d) Expenses of PICT have been incurred on the object of the trust and the same have accordingly been reflected in the annual accounts.
- e) Contingent Liability - Amount of Rs. 4.84 Lacs has been deposited with the High Court, Mumbai as deposit against claim by employee for back wages. The ultimate liability is not ascertainable at present.
- f) Previous year's figures have been regrouped wherever considered necessary to make them comparable with those of the current year.

PLACE: PUNE

DATE : 18/09/2018



**R. S. Kothavale
TRUSTEE**



**S. M. Sirsikar
TRUSTEE**



JOSHI & SAHNEY

CHARTERED ACCOUNTANTS

1913, SADASHIV PETH, NATU BAUG, PUNE- 411030

PHONES : 24 47 15 21, 24 47 16 99, 24 47 11 99.

FAX : (020) 24 47 80 15.

Email : josney72@gmail.com

Audit Report to the Board of Trustees of Society for Computer Technology and Research [SCTR]

- 1 We have audited the accompanying standalone financial statements of Pune Institute of Computer Technology (hereinafter referred to as PICT) being a unit of SCTR which comprise the Balance Sheet as at 31st March, 2018 and the Income and Expenditure account for the year ending on the said date annexed thereto. These financial statements are the responsibility of the PICT's management. Our responsibility is to express an opinion on these financial statements based on our audit.
- 2 We have conducted our audit in accordance with auditing standards generally accepted in India. Those standards require that we plan and perform the audit to obtain reasonable assurance about whether the financial statements are free of material misstatement. An audit includes examining, on a test basis, evidence supporting the amounts and disclosures in the financial statements. An audit also includes assessing the accounting principles used and significant estimates made by management, as well as evaluating the overall financial statement presentation. We believe that our audit provides a reasonable basis for our opinion.
- 3 These are not general purpose financial statements. These are not prepared in accordance with a financial reporting framework designed to meet the common financial information needs of a wide range of users (i.e., "general purpose financial statements") as mentioned in paragraph A4 of Standard on Auditing (SA) 200* (Revised) Overall Objectives of the Independent Auditor and the Conduct of an Audit in Accordance with Standards on Auditing as issued by the Institute of Chartered Accountants of India. PICT is one of the activities as conducted by Society for Computer Technology and Research. The standalone Financial Statements of PICT are prepared to measure its performance. These financial statements should not be used in any manner to give an impression to meet the common financial information needs of a wide range of users. These financial statements are prepared for limited purposes of submission to Fee Regulating Authority under the Maharashtra Unaided Private Professional Educational Institutions (Regulation of Admissions and Fees) Act, 2015.
Emphasis of Matter
- 4 We draw attention to the following matter in the notes to the financial statements;

Note No. 3 regarding expense of infrastructure service charges and development fees by SCTR to PICT and the basis of determination of its quantum by the Management of SCTR on which Auditors have relied.

Our opinion is not modified in respect of this matter.
- 5 We Report that
 - A In our opinion, proper books of accounts as required by law have been kept by PICT so far as it appears from our examination of the books.
 - B We have obtained all the information and explanations, which to the best of our knowledge and belief were necessary for the purposes of our audit;
 - C The Balance Sheet and Income and Expenditure Account dealt with by this report are in agreement with books of account;
 - D PICT has maintained records showing particulars including quantitative details and situation of Fixed



Assets of PICT.

- 6 In our opinion and to the best of our information and according to the explanations given to us, the said accounts read with Notes to Accounts give a true and fair view in conformity to serve the limited purpose of the accounts:
- A In the case of the Balance Sheet, of the state of affairs of the PICT as at 31st March, 2018; and
- B In the case of the Income and Expenditure Account, of the Surplus of PICT for the year ended on that date.

For Joshi and Sahney
Chartered Accountants
ICAI Regn No 104359W



A handwritten signature in blue ink, appearing to read "H. M. Joshi".

H. M. Joshi
Partner
Membership No. 031689

Place: Pune
Date : 18 September, 2018

